



UGANDA MANAGEMENT INSTITUTE

**COMMUNITY PARTICIPATION AND SUSTAINABILITY OF SELF HELP
GROUPS (SHGs) IN KALUNGU DISTRICT; A CASE OF LWABENGE
COMMUNITY DEVELOPMENT
PROJECT**

BY

LILIAN KEMBABAZI

12/MMSPPM/ 29/011

**A DISSERTATION SUBMITTED TO THE SCHOOL OF MANAGEMENT
SCIENCES IN PARTIAL FULFILLMENT OF THE REQUIREMENTS FOR
THE AWARD OF THE MASTERS DEGREE IN MANAGEMENT STUDIES
(PROJECT PLANNING AND MANAGEMENT) OF UGANDA
MANAGEMENT INSTITUTE**

JANUARY 2015

DECLARATION

I, Lilian Kembabazi, declare that this dissertation is my own original work and has never been submitted for award of a Degree in any other University / College / Institution in and outside Uganda. Signed

Date

APPROVAL

This dissertation is submitted for examination with our approval as supervisors;

Name: **MR. ROBERT MUGABE**

Supervisor

(Uganda Management Institute)

Signed:

Date:

Name: **MR. ALFRED KIIZA**

Supervisor

(Uganda Management Institute)

Signed:

Date

DEDICATION

This dissertation is dedicated to my dear husband Mr. Seezi Kubirabe for his tireless and unconditioned support financially, and emotionally, my dear daughter Elon Mbabazi princess my mother Ms Ntungire Margret, my uncles and their families Mr. and Mrs. Tukabitunga Grace, Mr. and Mrs. Ndangwa Richard and Mr. and Mrs. Beyunga Ben, my brothers Aaron Tusingwire and his family, Gordious Atwijukire and Jacob Akansansira for their moral support throughout the study times.

ACKNOWLEDGEMENT

I wish to extend my sincere gratitude to my supervisors; Mr. Robert Mugabe and Mr. Alfred Kenneth Kiiza, for their insight, encouragement and general sense of direction provided to enable me complete this work. Their wide experience and knowledge were instrumental in shaping the direction of this study. All UMI lecturers who contributed to my vast knowledge in management and research also deserve my gratitude.

My colleagues at UMI are also recognized for their support, discussions and encouragement in the course of the study. It was through the different experiences shared that I was able to greatly enrich my work.

Acknowledgement is also due to KNH and SHG Coordinators from Kampala, West Masaka Diocese and Kalungu district officials, staff of Lwabenge Community Development project, Sekanyole Federation with the CLA and SHG members who provided invaluable views on the subject, assisted in the field work and general administrative support.

TABLE OF CONTENTS

DECLARATION	i
APPROVAL	ii
DEDICATION	iii
ACKNOWLEDGEMENT	iv
TABLE OF CONTENTS.....	v
LIST OF TABLES	x
LIST OF FIGURES	xi
ACRONYMS AND ABBREVIATIONS	xii
ABSTRACT.....	xiii
CHAPTER ONE: INTRODUCTION	1
1.1 Introduction.....	1
1.2 Background to the Study.....	1
1.2.1 Historical Background	1
1.2.2 Theoretical Background.....	6
1.2.3 Conceptual Background.....	8
1.2.4 Contextual Background	10
1.3 Statement of the Problem.....	11
1.4 Purpose of the Study	12
1.5 Specific Objectives	12
1.6 Research Questions.....	12
1.7 Research Hypotheses	13
1.8 Conceptual Framework.....	14
1.9 Scope of the Study	15
1.10 Significance of the Study	16

1.11	Justification of the Study	17
1.12	Operational Definitions.....	17
CHAPTER TWO: LITERATURE REVIEW		19
2.1	Introduction.....	19
2.2	Theoretical Review	19
2.3	Community Participation in Planning and Sustainability of Self-Help Groups	20
2.3.1	Community Participation in Information Sharing	20
2.3.2	Community Participation in Decision Making	21
2.3.3	Community Participation in Needs Assessment	22
2.4	Community Participation in Implementation and Sustainability of Self-help groups ...	23
2.4.1	Community Participation in Resource Mobilization	23
2.4.2	Community Participation in Building and Strengthening People Institutions.....	24
2.5	Community Participation in Monitoring and Evaluation.....	26
2.5.1	Community Participation in Developing M&E Plans	26
2.5.2	Community Participation in Making M&E Reports.....	27
2.6	Summary of Literature Review.....	30
CHAPTER THREE: METHODOLOGY		31
3.1	Introduction.....	31
3.2	Research Design.....	31
3.3	Study Population	32
3.4	Sample size and selection	32
3.5	Sampling Techniques and Procedure.....	33
3.5.1	Simple random Sampling.....	33
3.5.2	Purposive Sampling	34

3.6	Data Collection Methods	34
3.6.1	Questionnaire Survey	34
3.6.2	Interview	35
3.6.3	Documentary Review.....	35
3.7	Data Collection Instruments	36
3.7.1	Questionnaire	36
3.7.2	Interview Guides.....	37
3.6.3	Documentary Review Guide.....	37
3.8	Validity and Reliability.....	38
3.8.1	Validity	38
3.7.2	Reliability.....	39
3.9	Procedure of Data Collection.....	40
3.10	Data Analysis	40
3.10.1	Quantitative Data Analysis	41
3.10.2	Qualitative Data Analysis	41
3.11	Measurement of Variables	42

CHAPTER FOUR: PRESENTATION, ANALYSIS AND INTERPRETATION OF

RESULTS	43	
4.1	Introduction.....	43
4.2	Response rate	43
4.3	Presentation of the Background Information.....	44
4.3.1	Age of Respondents	44
4.3.2	Gender Distribution of Respondents.....	45
4.3.3	Education Level of Respondents	46
4.3.4	Time Spent by SHG Members in their Respective Groups	48

4.4	Empirical Findings of the study	49
-----	---------------------------------------	----

CHAPTER FIVE: SUMMARY, DISCUSSION, CONCLUSIONS AND

RECOMMENDATIONS.....	74
-----------------------------	-----------

5.1	Introduction.....	74
-----	-------------------	----

5.2	Summary	74
-----	---------------	----

5.2.1	Community Participation in Planning and Sustainability of Self Help Groups in Kalungu district.....	74
-------	---	----

5.2.2	Community Participation in Implementation and Sustainability of Self-help Groups in Kalungu District.....	75
-------	---	----

5.2.3	Community Participation in Monitoring and Evaluation and Sustainability of Self Help Groups in Kalungu District	75
-------	---	----

5.3	Discussion.....	76
-----	-----------------	----

5.3.1	Community Participation in Planning and Sustainability of Self Help Groups in Kalungu district.....	76
-------	---	----

5.3.2	Community Participation in Implementation and Sustainability of Self Help Groups in Kalungu District.....	77
-------	---	----

5.3.3	Community Participation in Monitoring and Evaluation and Sustainability of Self Help Groups in Kalungu District	78
-------	---	----

5.4	Conclusions.....	79
-----	------------------	----

5.4.1	Community Participation in Planning and Sustainability of Self Help Groups in Kalungu district.....	79
-------	---	----

5.4.2	Community Participation in Implementation and Sustainability of Self Help Groups in Kalungu District.....	80
-------	---	----

5.4.3	Community Participation in Monitoring and Evaluation and Sustainability of Self Help Groups in Kalungu District	80
-------	---	----

5.5	Recommendations.....	81
5.5.1	Community Participation in Planning and Sustainability of Self Help Groups.....	81
5.5.2	Community Participation in Implementation and Sustainability of Self Help Groups.....	82
5.5.3	Community Participation in Monitoring and Evaluation and Sustainability of Self Help Groups	83
5.6	Limitations of the Study.....	84
5.8	Areas for Further Research	85
	REFERENCES	86
	APPENDICES	i
	APPENDIX 1: Questionnaire	i
	APPENDIX 2: Interview guide	i
	APPENDIX 3: Documentary Review Checklist.....	i
	APPENDIX 4: Field Research Introductory Letter	i
	APPENDIX 5: Acceptance Letter	i
	APPENDIX 6: Map of Kalungu District Showing Location of Self Help Groups	i

LIST OF TABLES

Table 3. 1 Target Population, Sample Size and Sampling Techniques	33
Table 3. 2 CVI Values for the Questionnaire Instrument	38
Table 3. 3 Reliability Values of the Variables	40
Table 4. 1 Response rates of the various respondents	43
Table 4. 2: Age Categories of Respondents	45
Table 4. 3: Respondents' Responses on Community Participation in Planning and Sustainability of Self-help Groups in Kalungu District	50
Table 4. 4: Correlation Results for Community Participation in Planning and Sustainability of Self-help Groups.	54
Table 4. 5 Modal Summary on Community Participation in Planning and Sustainability.....	55
Table 4. 6 Analysis of Variance (ANOVA) Results.....	56
Table 4. 7: Respondents' Responses on Community Participation in Implementation and Sustainability of SHGs in Kalungu District.	58
Table 4. 8: Correlation Results for community participation in implementation and sustainability.....	62
Table 4. 9: Modal Summary on Community Participation in Implementation and Sustainability.	63
Table 4. 10 Showing Analysis of Variance (ANOVA) Results.....	64
Table 4. 11: Respondents' responses on community participation in monitoring and evaluation and sustainability of SHGs in Kalungu district	66
Table 4. 12: Correlation Results for community participation in monitoring and evaluation and sustainability.	71
Table 4. 13 Modal Summary on Community Participation in Monitoring and Evaluation and Sustainability.	72
Table 4. 14 Analysis of Variance (ANOVA) Results.....	72

LIST OF FIGURES

Figure 1.1: Conceptualization of the study on relationship between community participation and sustainability of SHGs in Kalungu district	14
Figure 4. 1: Gender distribution of respondents	46
Figure 4. 2 : Education Levels of Respondents	47
Figure 4. 3: Time Spent by SHG Members in THEIR Respective Groups	48

ACRONYMS AND ABBREVIATIONS

CBO:	Community Based Organisation
CLA:	Cluster Level Association
CVI:	Content Validity Index
FAO:	Food and Agricultural Organisation
IFAD:	International Fund for Agricultural Development
KNH:	Kindernothilfe
LDCs:	Less Developed Countries
NAADS:	National Agricultural Advisory Services
NERCORMP:	North Eastern Region Community Resource Management Project for Upland Areas
NGOs:	Non-Governmental Organisations
PMA:	Plan for Modernisation of Agriculture
SHGs:	Self Help Groups
SACCOS:	Savings and Credit Cooperations
SPSS:	Statistical Package for Social Scientists
UNOPS:	United Nations Office for Project Services

ABSTRACT

The study investigated how community participation contributes to sustainability of Self Help Groups (SHGs) in Lwabenge Community Development Project in Kalungu district. The objectives of the study were: to investigate how community participation in planning, community participation in implementation and community participation in monitoring and evaluation contribute to sustainability of SHGs in Lwabenge Community Development Project in Kalungu district. The study used a case study research design where both quantitative and qualitative approaches for data collection and analysis were used. The researcher used a sample of 156 respondents. Simple random sampling and purposive sampling techniques were used. Data was collected using questionnaires, interview guides and a documentary review checklist. Pearson's correlation co-efficient was used to determine whether there was a linear relationship between the independent (IV) and dependent variables (DV). Qualitative data was analyzed through content analysis. Findings of the study revealed that community participation in planning; community participation in implementation and community participation in monitoring and evaluation affects sustainability of SHGs. The study concluded that community participation in planning, community participation in implementation and community participation in monitoring and evaluation has a positive relationship with sustainability of SHGs. The study recommends that; there is need to involve all stakeholders in all the activities at all stages of the project (planning, implementation, monitoring and evaluation).The community also has to be empowered to lobby for more fund ,improve on mobilization strategy for meetings and trainings, carry out wise investment for increased income. The Institutional structures also need to direct more efforts on sustainability of community initiated projects in addition to strengthening their capacity in M&E.

CHAPTER ONE

INTRODUCTION

1.1 Introduction

This study examined the relationship between community participation and sustainability of (Self Help Groups) SHGs in Kalungu District; case study of Lwabenge Community Development Project. In this study, community participation was conceived as the independent variable and sustainability of self help groups as the dependent variable. Community participation was measured in terms of planning, implementation and management while sustainability of (Self Help Groups) SHGs was measured in terms of institutional, administrative and financial aspects. This chapter presented the background to the study, statement of the problem, purpose of the study, objectives of the study, research questions, research hypothesis, scope of the study, significance of the study, conceptual framework, and operational definitions of terms and concepts.

1.2 Background to the Study

1.2.1 Historical Background

Community participation has been a constant theme in development dialogues for the past 50 years. In the 1960s and 1970s, it became central to development projects as a means to seek sustainability and equity, particularly for the poor. Drawing from Pearse and Stiefel (1985), and Rondinelli (1991), Muhangi (2007) notes that the conceptualization of community participation has evolved over time, moving from its narrow definition as the mobilization of people to contribute free labour and materials, to more extensive interpretations as a process of empowering people and giving them authority to control programmes.

Hickey & Mohan (2004), point out that participation in development theory and practice has taken different dimensions and approaches over time. From 1940s to 50s, the colonial approach was community development and participation was regarded as an obligation of citizenship; citizenship formed in homogenous communities. The locus or level of engagement was a community.

From 1960s to 1970s, the post-colonial era approach was community development, political participation and emancipatory participation and participation in form of voting, and campaigning. Political party membership was regarded as a right and obligation of the citizen. Participatory citizenship was also regarded as a means of challenging subordination and marginalization. For this period, the locus or level of engagement were political systems and constituent parts, economic and civic spheres, communities and citizens.

The period beginning in the 1980s, participatory approach was populist / participation in development and its focus was in projects rather than in broader political communities. The most actors have been the development professionals, participation learning groups, Non-Governmental Organizations (NGOs), World Bank, and United Nations agencies. It has been realised that due to the ineffectiveness of externally imposed and expert-oriented forms of project planning, management and implementation coupled with top-bottom approach, major donors and development organizations embarked on participatory approaches purposely to empower local people, capture indigenous people's knowledge, and ensure sustainability and efficiency of interventions (Hickey & Mohan (2004); Adong (2004); Cooke & Kothari (2001), World Bank (2000); Cornwall, A. (2000); Rudqvist & Woodford-Berger (1996).

Since the late 1990s to the present, the approach has been participatory governance and citizenship participation. Participation is regarded as primarily a right of citizenship and its level of engagement is at citizens, civil society, state agencies and institutions. The focus is on convergence of social and political participation, scaling up of participatory methods, state-civic partnership, decentralization, participatory budgeting, citizens' hearings, participatory poverty assessments, poverty reduction strategies programme consultations among others (Hickey & Mohan (2004).

In Uganda, popular participation has been for many decades synonymous with political participation. Most scholars notably Kasfir (1976), Karugire (1980), and Kabwegyere (1995) link participation to political participation. Burke (1964) traces political participation from the pre-colonial era decentralized societies of Northern and Eastern Uganda. These societies through established simple political systems provided grounds for people's involvement in the affairs that affected them. These political systems were organized around the clan. Each clan managed its own affairs, elected its own leaders, settled disputes between its members, and held the brief and practice that all important decisions affecting the community could be made through a consensus of elders representing different clans constituting a particular community (Karugire, 1980). This political organization was however contrasted to southern and western region centralized kingdoms which were governed by kings and a hierarchy of chiefs and sub-chiefs for example in Buganda, Bunyoro, and Ankole. Buganda's centralized political system was always regarded as the most developed and organized political system in pre-colonial Uganda to the extent that the British colonialists preferred using the same system in their indirect rule colonial administration throughout the colonial state (Kabwegyere, 1995). The system was formalized under the 1919 Native Authority Ordinance. Under this system, the Baganda mercenaries, administrative agents,

localized military forces, chiefs and clan leaders were involved in colonial administration activities and petty decision making. However, the scope and type of the participation was limited as major decisions were made by the colonial government. Besides, the majority of the citizens were left de-participating (Kasfir 1976).

The decolonization period brought hasty efforts by the colonial governments to introduce new structures which would channel popular demands into responsive policies. These structures included government and opposition parties, national parliament, local councils, elections (electoral participation), trade unions and cooperatives (Kasfir, 1976). Decolonization meant national control which in turn led to widespread popular political participation. The African Local Government Ordinance (1949) and the District Administration Ordinance (1955) created local government structures and were instrumental in granting local government institutions more control over the administration of the district and local chiefs. Thus these legal instruments increased opportunities for native people to get involved in the administration of their own local services and local affairs affecting them (Burke 1964). This participation was however not sustainable and it shortly deteriorated in post- independent Uganda.

During post-independent era, the vigor and importance of political institutions declined and consequently de-participation (reduction or elimination of people from political life) became increasingly common (Kasfir 1976, 237). The disappearance of participation in structures designed to facilitate political involvement was the consequence of efforts of the central administration to seize more authority. In other cases, participatory structures had lost many of their functions because they were unable to carry out their intended tasks. Also there was manipulation of elections, harassment of opposition parties, decreasing importance of legislatures

and loss of autonomy of important voluntary associations such as trade unions and cooperatives (p, 237).

The formulation and implementation of the 1987 National Resistance Council and Committees Statute, the 1993 Local Government Statute and the resultant Decentralization policy of 1992, the 1995 Constitution, and the 1997 Local Government Act, revamped popular participation in Uganda. These legal instruments established new formal participatory local government institutions and structures, devolved powers and responsibility to local governments with the aim of empowering local governments and communities to control, influence, direct, develop and manage local political and development programmes as well as improving service delivery (Lubanga (1996); Golooba (2002); Kiyaga-Nsubuga (2002); Muhangi (2007)).

Popular participation has thus become as a strong element of decentralization programmes in Uganda. The earlier notion of participation in the form of political participation has been refined to become a multi-dimensional key element of the local government, decentralization and good governance programmes. Its application has transcended all fields including health, water and sanitation, agriculture, environment conservation programmes among others (Muhangi, 2007). These efforts have been supported by the increasing emphasis of popular participation in development programmes by development partners- donors of these programmes mainly the World Bank through its good governance campaigns. Participation has become a basic criterion for judging the performance of political and developmental projects / programmes in aid recipient countries (World Bank, 2000).

This study examined the newly introduced development programmes in rural Uganda including Self Help Groups in Kalungu District; a case of Lwabenge Community Development Project and found out that popular participation has been enhanced .

1.2.2 Theoretical Background

This research was guided by the Participatory Theory. The theory was advanced by Brett in 2002 and it is based on the following notions (Brett 2003). Brett notes that participation has emerged in response to global demands for greater individual and social control over the activities of state and private agencies, and especially to the manifest failures of traditional 'top-down' management systems in less developed countries (LDCs). He points out that participation can succeed for specific kinds of projects and programmes in favourable circumstances, but is unsuitable for many others. The theory however commonly fails in contexts where local conditions make co-operative and collective action very difficult, or where it is manipulated by implementing agencies to justify their own actions or poor performance.

Brett (2002) puts much emphasis on the issue of participatory groups and rural development and he calls for a more people-centered development practice that emphasizes the need to strengthen institutional and social capacity supportive of greater local control, accountability and self-reliance. He notes that a high priority is placed on a process of democratization; people are encouraged to mobilize and manage their own local resources, with government playing an enabling role. Brett further points out that participation is very instrumental for it strengthens managerial competence, motivation and performance of workers, social and political solidarity and the relative position of poor and marginal groups in society.

Brett (2002) argues that participation empowers poor people by taking them out of exploitative economic relationships and giving them control over their own organizations; strengthens local organizational capabilities, guarantees that collective organizations serve local needs, are based upon local skills and compatible with local cultures and thus help to eliminate foreign domination and dependency from the development process. He claims that Local officials through co-operation increase people's productivity and access to capital, and give them better access to administrative staff.

In support of the theory, Chambers (1997) argues that Participatory Theory is focused on the local level and depends upon local interests and capacity to engage in action form change. Muhangi (2007) in support of the theory points out the rationale for participatory approaches as enhancing empowerment, responsiveness to people's real needs a sense of ownership of programmes by local people, sustainability and making programmes cheaper by allowing mobilization of local resources.

The theory is relevant to the current study in that it points out the salient issues that must be respected and monitored if the community participation in self help groups is to be real. It also reminds project officers and development change agents that people or beneficiaries of any project must be brought on board right from the project design, through all the other stages up to the end and this is only achieved through encouraging their active participation. It is through this kind community participation that can lead to sustainability. Hence the theory guided the study by providing the benchmarks under which community participation can be realized.

1.2.3 Conceptual Background

Generally, the concept of participation refers to involvement of people in affairs that affect them especially in decision making process. In most of the literature, there is agreement that participation connotes a process by which community members take part in all stages of a programme right from inception, through planning and design, implementation, monitoring and evaluation, to sharing of benefits (Paul (1987); Brett (2002)).

Community participation according to Cernea (1985) is defined as “... an active process by which beneficiary client groups influence the direction and execution of a development project with a view to enhancing their well-being in terms of income, personal growth, self-reliance or other values they cherish”. This definition implies that the context of participation is the development project; that the focus is on the participation of beneficiaries, and not that of government personnel; that the joint or collaborative involvement of beneficiaries in groups is a hallmark of community participation; and that community participation refers to a process and not a product in the sense of sharing project benefits.

In the context of development programmes and projects, sustainability can be defined as “the continuation of benefits for an extended period of time after financial, managerial and technical assistance from a donor has been withdrawn” (AusAid, 2000, p.1). The focus of this definition is on the flow of development projects’ benefits into the future which need to be appropriate, owned by stakeholders and supported on an ongoing basis with locally available resources.

Community participation is related to sustainability of Self-Help Groups in that participatory decision making in planning, implementation, monitoring and evaluation by all the members has a potential to cause sustainability of the established projects given that every stakeholder works

hard to support the suggested action plans. Through community participation, the community stakeholders together decide on the action plan and make a follow up on this will be achieved.

Over the years, the definition of sustainability in development literature has varied widely and broadened in scope. The concept arose in response to economic growth models that characterized development approaches over the last half century. It was eventually recognized that such models did not adequately address social inequalities and led to environmental degradation. The concept gained wider use after the World Commission on Environment and Development published; Our Common Future (Brundtland 1987). The IFAD Strategic Framework 2007-2010 (IFAD 2007j) gave the following definition of sustainability: ensuring that the institutions supported through projects and the benefits realized are maintained and continue after the end of the project.

It further expands on the concept of programme sustainability by distinguishing among several factors that either contribute to or detract from the long-term impact of IFAD interventions (IFAD 2006a): In terms of political sustainability, it looks at government commitment, an enabling policy environment, stakeholder interests, strong lobby groups and political influence/pressure. For social sustainability, it focuses on social support and acceptability, community commitment, social cohesion. On ownership it looks at whether or not communities, local government and households accept and own the outcomes of the project in ways that are sustainable. For institutional sustainability, the focus is on institutional support, policy implementation, staffing and recurrent budgets. For economic and financial sustainability the focus is on resilience to economic shocks, financial viability, reduced household vulnerability and increased capacity to cope with risks/shocks. On technical sustainability it looks at technical soundness, appropriate solutions, technical training for operations and maintenance, access to and cost of spare parts and

repairs. On environmental sustainability, the focus is on projects' positive/negative contributions to soil and water preservation and management, resilience to external environmental shocks.

1.2.4 Contextual Background

In Kalungu district, the Diocese of West Masaka in collaboration with Government stakeholders has recognised the value of a participatory approach to development. It has put the principle at the heart of its transformational development policy which calls on projects involved in supporting self-help groups to 'engage communities and families as agents, planners, implementers and evaluators of transformational development, where the vision comes from these people and the ownership is theirs'. Under Lwabenge Community Development Project, the self-help groups' activities have been felt given the long time it has served there.

According to Mugga (2009), a self sustaining community has been built, a number of trainings have been handled by volunteers who are SHG members some of which include the book writers trainings. In an effort to develop the entrepreneurial skills, some SHG members have been in position to introduce their colleagues to new IGAs. Amongst them is making of quencher. During such activities like SHG formation, SHG/CLA (Cluster Level Association) members take a lead and project staff mainly take the monitoring role. This shows that Lwabenge Community Development Project has tried to work with the community beneficiaries in all its planned activities with the aim of ensuring sustainability of the established SHGs.

The project among other implementation strategies has also integrated stakeholders' participation within its project design, implementation and management in a bid to ensure effectiveness and efficiency at providing the intended services and most of all to ensure sustainability of these self-

help groups upon completion of the project. Since the adoption of this strategy, no serious research had been carried out to establish its ability to contribute to project success and sustainability, hence the justification for the study.

1.3 Statement of the Problem

Effective community participation in planning, implementation and monitoring and evaluation of community projects has been promoted as an approach to increase community ownership, leading to improved sustainability of the project outputs (Harvey and Reed, 2006). Furthermore, Kerr (2002) asserts that participation enhances project effectiveness through community ownership of development efforts and aids decision making. Lwabenge Community Development Project is one of the many projects that have been established to empower communities in dealing with their own socio-economic challenges. It has been implemented through participatory approach whereby the community has been empowered to take control of their self help groups for sustainability of these groups upon the closure of the project.

Despite the sounding implementation framework, the promotion and sustainability of community led SHGs in Kalungu district under Lwabenge Community Development Project had not been achieved as earlier expected especially in terms of planning, implementation and monitoring and evaluation. The indicators on most of these aspects show poor performance.

The Monitoring and Evaluation Report for 2009 shows mixed results in relation to the set targets in terms of savings within the self help groups, participatory monitoring, needs assessment, management of self initiated projects among others. One wondered whether this was attributed to limited capacity given to the community members to manage their self initiated projects or poor sustainability strategies. This research therefore was intended systematically to investigate whether the current community participation strategy among self-help groups has had a potential

to enhance sustainability of these groups in Kalungu district, taking Lwabenge Community Development Project as a cases study. Findings of the study revealed that community participation in planning, implementation and monitoring affect sustainability of SHGs groups.

1.4 Purpose of the Study

The purpose of the study was to examine the relationship between community participation and sustainability of Self Help Groups (SHGs) in Kalungu District.

1.5 Specific Objectives

- i. To establish the extent to which community participation in planning affects sustainability of Self Help Groups in Lwabenge Community Development Project.
- ii. To examine the influence of community participation in implementation on sustainability of Self Help Groups in Lwabenge Community Development Project.
- iii. To assess the effect of community participation in monitoring and evaluation on sustainability of Self Help Groups in Lwabenge Community Development Project.

1.6 Research Questions

- I. To what extent does community participation in planning influence sustainability of Self Help Groups in Lwabenge Community Development Project?
- II. How does community participation in implementation influence sustainability of Self Help Groups in Lwabenge Community Development Project?
- III. How does community participation in monitoring and evaluation affect sustainability of Self Help Groups in Lwabenge Community Development Project?

1.7 Research Hypotheses

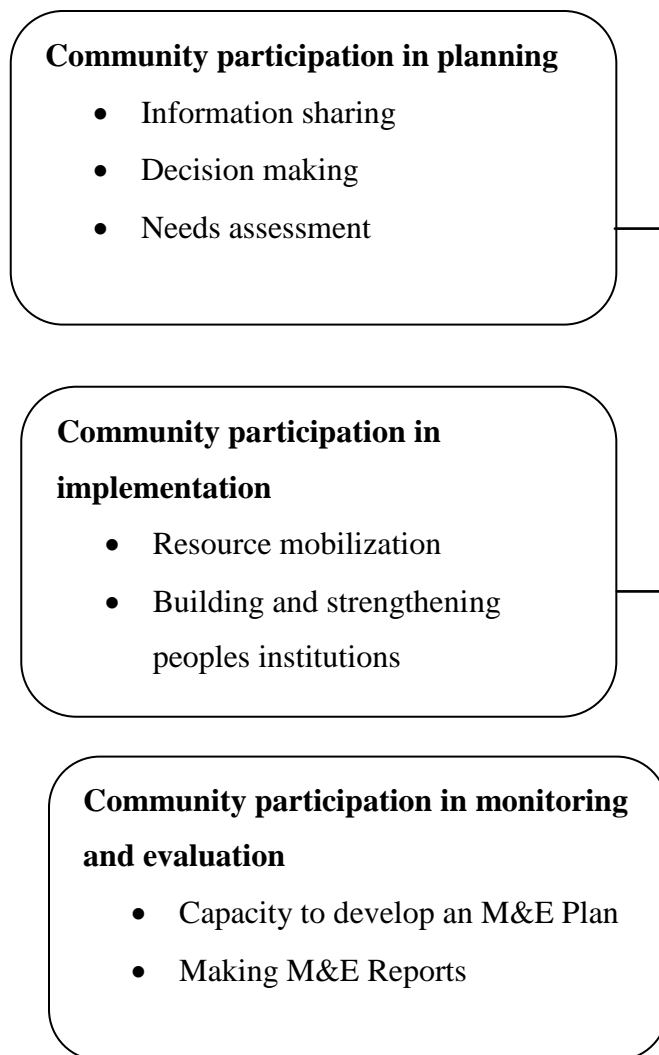
- i. There is a positive significant relationship between community participation in planning and sustainability of Self Help Groups in Kalungu district.
- ii. There is a positive significant relationship between community participation in implementation and sustainability of Self Help Groups in Kalungu district.
- iii. There is a positive significant relationship between community participation in monitoring and evaluation and sustainability of Self Help Groups in Kalungu district.

1.8 Conceptual Framework

The conceptual frame work presents independent and dependant variables, analyzing factors that influence sustainability of SHGs in Kalungu district.

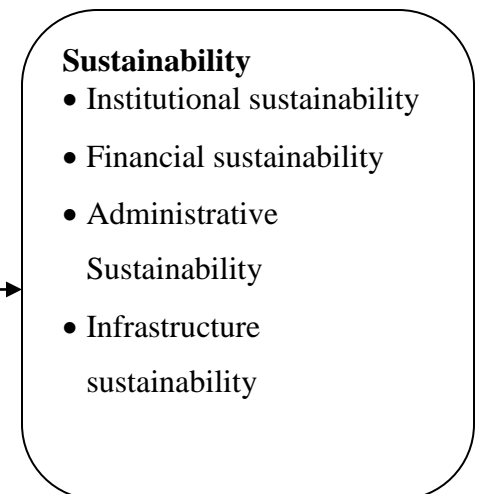
Independent Variable

Community Participation



Dependent Variable

Sustainability of SHGs



Adapted from Philip et al. (2008)

Figure 1.1: Conceptualization of the study on relationship between community participation and sustainability of SHGs in Kalungu district

As depicted in the figure 1.1 above, the community participation was related to sustainability of Self-Help Groups in that depending on how participation was promoted, it could promote or retard sustainability. It was assumed that community participation was reflected in the aspects of planning, implementation, monitoring and evaluation. Under planning, participation was indicated by Information sharing, decision making and needs assessment. It was also reflected at implementation through resource mobilization and building and strengthening people's institutions. For monitoring and evaluation, community participation was indicated by making monitoring and evaluation reports and capacity to develop a monitoring and evaluation plan. It was further assumed that once community participation was achieved as planned, then sustainability of self-help groups could be achieved through Institutional sustainability, financial sustainability, administrative Sustainability and infrastructure sustainability. On whether this ideal relationship between community participation and sustainability of SHGs exists in Lwabenge supported SHGs, this study found a positive significant relationship between community participation and sustainability of SHGs.

1.9 Scope of the Study

This study is scoped in terms of geographic, content and time specific and each is discussed below;

1.9.1 Geographical Scope

The study was conducted in Kalungu district and concentrated on Lwabenge Community Development Project. Kalungu district was selected because it was the first district in central and western Uganda to form a federation in 2011 – the management body among Kindernothilfe (KNH) funded projects whose funding ended in June 2012.

1.9.2 Content Scope

The study focused on how community participation in planning, implementation and monitoring and evaluation could lead to sustainability of SHGs in a project. Sustainability of SHGs was measured in terms of Institutional sustainability, financial sustainability, administrative Sustainability and infrastructure sustainability. This was aimed at deriving suggestions to respond to the low levels of sustainability of SHGs in Lwabenge Community Development Project in Kalungu district.

1.9.3 Time Scope

The study considered the time period of 5 years from 2009 to 2013. The project had been in operation since 2009 and therefore provided adequate information to evaluate community participations and sustainability of SHGs; Lwabenge Community Development Project, Kalungu district located in central Uganda, west of Lake Victoria.

1.10 Significance of the Study

The findings of the study were expected to benefit other projects by different agencies like the Dioceses and other Non-Governmental Organizations (NGOs), the federations, the entire community and the Academia. The study would be beneficial in the following ways;

For projects, agencies would use the results of the study to understand the strength and weaknesses in their approach in their design of strategies for involving the communities in planning, implementation and management of SHGs for sustainable purposes.

To the federations and the entire community, the study would provide lessons that could help them come up with appropriate measures to address problems resulting from poor community participation in sustainability of SHGs.

To the Academia, the study would provide new knowledge and becomes a point of reference and may also open avenues for further research.

1.11 Justification of the Study

The successful accomplishment of this study was expected to offer suggestions on the levels of sustainability since the concepts of community participation and sustainability have been a strong concern by all donors when soliciting for funds, this acted as an inspiration to conduct this study.

1.12 Operational Definitions

Cluster Level Association (CLAs): These are generally informal groupings of SHGs which are between 8 and 10 in number. They are formed of two representatives from each SHG who meet monthly. They focus on the reports from the SHGs and each subcommittee from the CLA act upon the issues raised. It is responsible for monitoring of the SHGs financially and institutionally.

Community: Refers to a stratified group of people living in an area and are bound together by some common norms, culture, values, interest, and often share resources as well as challenges.

Community participation: Refers to the process of exchanging information, listening to and learning from stakeholders with the goal of building understanding and trust on issues of mutual interest.

Federation implies a structured, representative association. It is the apex body of SHG institution. It is made up of two representatives from eight or more CLAs. It sit once in three months but the executive headed by the President meets monthly or incase of emergency. The federation focuses on issues of the entire community through lobbying and networking with government bodies and other NGOs not only sub county but at district level where it is registered as a CBO. This is the body responsible for all project activities once donor funding for the project ends.

Implementation: This is the execution of the project plan or carrying out the project activities.

Monitoring: A continuing observation that uses systematic collection of relevant and selected data to provide the management and the main stakeholders of a programme/project with indications of the progress and achievement of inputs, outputs, outcome as well as the process

Participation: This is a process in which the rural poor themselves become more aware of their own situation, of the socio economic reality around them, of their real problems, the causes of these problems, and what measures they can take to begin changing their situation

Planning: Encompasses defining the organization's objectives or goals, establishing an overall strategy for achieving these goals, and developing a comprehensive hierarchy of plans to integrate and coordinate activities. It is concerned, then, with ends (what is to be done) as well as with means (how it is to be done) especially when it comes to managing projects

Self Help Groups: Groups of women with the same interest working together to achieve a common goal .They comprise of 15- 20 members who usually sit weekly to do credit and saving in addition to discussing other matters affecting them and laying strategies to work on them.

Sustainability: This is a process which tells of a development of all aspects of human life affecting sustenance. It means resolving the conflict between the various competing goals, and involves the simultaneous pursuit of economic prosperity, environmental quality and social equity

CHAPTER TWO

LITERATURE REVIEW

2.1 Introduction

The chapter presents and reviews literature presented by different scholars about community participation and sustainability of self-help groups. The presentation and review of related literature is thematically made basing on the study objectives. The main themes under which it is presented include the extent to which community participation in planning affects sustainability of self-help group, The extent to which community participation in planning affects sustainability of self-help group, the influence of community participation in implementation on sustainability of self-help and the effects of community participation in management and maintenance of self-help groups in Uganda.

2.2 Theoretical Review

Participatory Theory was advanced by Brett in 2002 and it is based on the following notions (Brett 2003). Brett notes that participation has emerged in response to global demands for greater individual and social control over the activities of state and private agencies, and especially to the manifest failures of traditional 'top-down' management systems in less developed countries (LDCs). He points out that participation can succeed for specific kinds of projects and programmes in favorable circumstances, but is unsuitable for many others. The theory however commonly fails in contexts where local conditions make co-operative and collective action very difficult, or where it is manipulated by implementing agencies to justify their own actions or poor performance. Brett (2002) puts much emphasis on the issue of participatory groups and rural development whereby he calls for a more people-centered development practice that emphasizes the need to strengthen institutional and social capacity supportive of greater local control, accountability and self-reliance. Muhangi (2007) in support of the theory points out the rationale

for participatory approaches as enhancing empowerment, responsiveness to people's real needs a sense of ownership of programmes by local people, sustainability and making programmes cheaper by allowing mobilization of local resources.

The theory is relevant to the current study in that it points out the salient issues that must be respected and monitored if the community participation in Self Help Groups is to be real. It also reminds project officers and development change agents that people or beneficiaries of any project must be brought on board right from the project design, through all the other stages up to the end and this is only achieved through encouraging their active participation. It is through this kind community participation that can lead to sustainability. Hence the theory guided the study by providing the benchmarks under which community participation can be realized.

2.3 Community Participation in Planning and Sustainability of Self-Help Groups

2.3.1 Community Participation in Information Sharing

According to Brett (2003, p.5), participation is an empowering process in which “people, in partnership with each other and those able to assist them, identify problems and needs, mobilise resources, and assume responsibility to plan, manage, control and assess the individual and collective actions that they themselves decide upon”. As Eade and Rowlands (2003) argue, powerlessness is a central element of poverty, and any focus on poverty, inequality, injustice, or exclusion involves analysis of and/or challenging/changing power and power relations. Sharing ideas is done through organizational mobilization of beneficiaries.

An Organisation helps to sensitise them on identifying their problems, examining alternative projects that can suit their needs, selection of the best option and their roles and responsibilities in the option made (De Gabriel, 2002). Lwabenge community development mobilizes beneficiaries to

attend sensitization meetings where ideas are shared and resolution about the kind of projects to undertake is reached by consensus.

2.3.2 Community Participation in Decision Making

Pragmatic claims emphasize the benefits participation could bring to easing implementation and enhancing outcomes: by incorporating local interests and knowledge, policy solutions may be better adapted to local conditions (Dougill *et al.* 2006; Reed 2008). Yet these claims have been challenged by the doubt that laypersons are incompetent to deal with or are comfortable with. Complex decisions involving detailed scientific knowledge, technical tools, and risk management issues (Rowe and Frewer 2000; Bierele 2002).

Project users should finally decide on the type of project to start and facilities to employ. Their decision should be based on sustainability, cost and maintenance requirements, life span and ability to generate income for the beneficiaries (Sugden, 2007). Demands based approach is very necessary in this case since it spells out the distinction between what people want and what people need as these two don't always coincide.

Much as several scholars tend to agree on importance of involving community in project design and decision making, it is important to note that; this involvement is often limited to a few village meetings whereby the project is explained and the people are asked to give their comments, and where the few comments made are by the school teacher in a language unintelligible to the majority (Ravallion, 2012). A project team should be selected from the beneficiaries to oversee the purchase of project facilities or running of the project. The team selected should have local knowledge of what works well and can be sustained for a long period. The project team selected should share with the beneficiaries about available project facilities and their cost of maintenance.

This makes prices of the projects products cheaper compared to products of other competitors (Rufkin & Pridmore, 2001).

To successfully support and cultivate sustainable community development Ife (2013) maintains that organizations need to adopt a more facilitative role, rather than assuming leadership and control. They need to develop a bipartisan approach to community problem solving. Sustainable community development work can become a genuine dialogue about power, knowledge, wisdom and change. Effective interventions work to empower local community members to validate and use their own experience, knowledge, expertise and skills to work towards change.

However many scholars have criticized that, involvement can change the existing power structure leading to unexpected conflicts, rather than a hoped-for consensus (Sultana *et al.* 2008),The participatory processes can also be seen as unproductive in finding solutions and too time consuming when delaying decisive action (Vedwan *et al.* 2008).

2.3.3 Community Participation in Needs Assessment

Ravallion (2012) expressed that, a community development project starts with the identification of a need or the realization that there is a need. This allows sharing of the vision through needs assessment, followed by group discussion analysis.

Involving all stakeholders enables making use of the demand response approach in revealing the need of the organization or group (Organisational Resource Book for Project Implementation, 2007).Ravallion (2012) opines that Project design is an ongoing process over the life of the project. Designing a good development project requires careful attention to the social processes and institutional development that will enable learning and the empowerment of primary stakeholders and lead to sustained benefits.

In order to design a comprehensive community development project, needs and concerns of all stakeholders have to be considered, in the planning process and implementation phases, and it starts with the community developing a vision and then coming up with needs/problems using the participatory rural appraisal (PRA) tools (ADF, 2005). Community members, community development committee representatives, local council leaders, parish trainers and government extension workers should be involved in the needs assessment process and should assist the community to develop realistic proposals and budgets based on the identified needs. This study examined the impact of community participation in planning on sustainability of Self Help Groups in Lwabenge Community Development Project. The study found out that community participation in planning significantly affects the sustainability of Self Help Groups in Lwabenge Community Development Project.

2.4 Community Participation in Implementation and Sustainability of Self-help groups

2.4.1 Community Participation in Resource Mobilization

Community participation is a vehicle through which community can mobilize resources for development initiatives/projects. Ochieng (2013) perceives that as a process by which the members of a society increase their personal and institutional capacities to mobilize and manage resources to produce sustainable and justify distributed improvements in their quality of life consistently with their own aspirations.

In addition to the initial design, the way a project is implemented can have considerable influence on its long-term sustainability. For instance, by fostering participatory approaches, remaining flexible in the face of inevitable setbacks, and strengthening the capacity of stakeholders to plan

and manage future actions. Each of these principles of sustainable project implementation was seen in the project. The study found out that community participation in implementation coupled with resource mobilisation significantly affects sustainability of Self Help Groups in Lwabenge Community Development Project.

2.4.2 Community Participation in Building and Strengthening People Institutions

The IFAD gender mainstreaming review has reported gains in self-confidence and self-esteem amongst the women, enhanced capacity to articulate their needs and an increased respect in the household (FAO, 2002). Women's groups have emerged as a dynamic, articulate constituency enabling women to work together in collective agency (Krishnaraj and Kay 2002). Self Help Groups have facilitated the formation of social capital, where people learn to work together for a common purpose in a group or organization (Putnam 2000). Larence, (2001) from a village level investigation of Bangladesh's Grameen Bank that center meeting norms enable women to establish individual identities and the group interaction at regular center meetings facilitate collective identity.

In a decentralized system, resources for mobilization (logistical and human resources) need to be provided so that community development project can deal with community mobilization activities ahead of implementation (Carter et al, 2005). Often this has been lacking in many projects and funds are only provided for making new installations and sometimes for maintenance (Cranifield, 2003). Most of the people especially in rural areas are poor and often try to mobilize their friends and neighbours to promote their Self Help Groups using local labour and materials. The study found a positive significant relationship between community participation in implementation and sustainability of the SHGs in Kalungu.

As Mayoux (2000) puts it, these virtuous spirals are potentially mutually reinforcing in that both improved well-being and change in women's position may further increase their ability to increase incomes. This process of empowerment may be further reinforced by group formation focusing on savings and credit delivery as women can access wider information and support networks for economic activity; groups can support women in disputes within the household and community and groups can link to wider movements for change in women's position. Interventions effective in supporting and cultivating sustainability include policies and processes that facilitate participation, empowerment and resource sharing.

Ife (2013) contends that governments need to ensure central and local government policy development is empowering of community organisations and transferring authority and resources to neighbourhoods. Ife (2013) also opines that indigenous people often have a broader holistic viewpoint, not narrowly focused on the priorities of governments or social service agencies. Even when participating in specific, targeted interventions, it needs to be realised that people may get involved to meet their own agenda of advancement and development. These different agenda may also mean a different measure of 'success'. Such a strategy embodies the aspect of effective interventions in empowering recipients to have some input into and control over the services they receive. A key principle underpinning Community participation in implementation is the need for effective allocation of resources to attain the best results and intervention plans, including indicators to measure outcomes. These submissions arouse great interest for this study that found out that community participation in implementation significantly affected the sustainability of Self Help Groups in Kalungu district, taking Lwabenge Community Development Project as a case study.

2.5 Community Participation in Monitoring and Evaluation

2.5.1 Community Participation in Developing M&E Plans

Monitoring is a continuous process of collecting and analysing information to compare how well a project, programme or policy is being implemented against expected results. Monitoring aims at providing managers and major stakeholders with regular feedback and early indications of progress or lack thereof in the achievement of intended results. It generally involves collecting and analysing data on implementation processes, strategies and results, and recommending corrective measures (International Federation of Red Cross and Red Crescent Societies, 2007).

Evaluation is the systematic and objective assessment of an ongoing or completed project, programme or policy, its design, implementation and results. Evaluation determines the relevance and fulfilment of objectives, efficiency, effectiveness, impact and sustainability. An evaluation should provide information that is credible and useful, enabling incorporation of lessons learned into the decision making process of both recipients and donors (International Federation of Red Cross and Red Crescent Societies, 2007).

Participatory monitoring & evaluation (PM&E) is a process through which stakeholders at various levels engage in monitoring or evaluating a particular project, program or policy, share control over the content, the process and the results of the monitoring and evaluation (*M&E*) activity and engage in taking or identifying corrective actions. PM&E focuses on the active engagement of primary stakeholders (World Bank, 2010a).

Participatory Monitoring and Evaluation is one of many approaches to ensure that the implementation of the different projects within the action plan or smaller individual projects leads to the expected outcomes. As with all other monitoring and evaluation elements, the process for

PM&E has to be prepared prior to project implementation (Philip, et al. 2008). The stakeholder groups typically involved in a participatory M&E activity include: the end users of project goods and services, including both men and women at the community level; intermediary organisations, including NGOs; private sector businesses involved in the project; and government staff at all levels (Rietbergen et al., 1998).

Conventionally, monitoring and evaluation has involved outside experts coming in to measure performance against pre-set indicators, using standardized procedures and tools. PM&E differs from more conventional approaches in that it seeks to engage key project stakeholders more actively in reflecting and assessing the progress of their project and in particular the achievement of results (World Bank, 2010a). Core principles of PM&E are (Rietbergen et al. 1998). Although monitoring and evaluation only becomes relevant once a project is up and running (for example at regular intervals when results become available) it nevertheless has to be considered prior to project implementation that is already in the planning phase (Philip et al., 2008).

2.5.2 Community Participation in Making M&E Reports

Involving beneficiaries in evaluation is said to increase its reliability and provide the opportunity to receive useful feedback and ideas for corrective actions, PM&E allows for flexibility - activities should be stopped or adapted when evaluation makes it clear that they are not contributing to the intended improvements. It also strengthens ownership regarding successful outcomes of planned activities (Philip et al 2008).

Borrowing from anthropology, Uphoff (1992) categorises methods of monitoring and evaluating participation under two approaches: the etic and the emic. The etic monitoring approach/plan attempts to look at reality in objectified terms and includes methods such as standard monitoring and evaluation techniques, participant observation and beneficiary assessment, rapid rural

appraisal, participatory rural appraisal and focus groups. The emic approach/plan is an insider look at reality as understood by people in their own culture or society. It includes methods such as local planning, monitoring and evaluation, participatory self-evaluation, visitation and peer training, and monitoring and evaluation across levels. According to Uphoff, monitoring and evaluation of participation should be undertaken from both perspectives.

The FAO People's Participation Programme (1990) developed participatory evaluation of self-reliance and progress towards self-sustainability. In this approach group monitoring and ongoing evaluation is undertaken through group meetings in which all members try to reach consensus in ranking the group's progress, using a number of self-selected self-reliance variables. Indicators could include such things as regularity of group meetings, shared leadership and member participation in group decision-making, continuous growth in group savings, high rates of loan repayment, group problem solving, and effective links with development services.

Group promoters develop a group self-reliance monitoring system, based on a review of the group's record books, group promoter meetings to review progress, and periodic sample surveys conducted with randomly selected groups. Record, or log, books keep a running record of group activities, decisions and membership. Experiences with these methods showed that small-scale farmers' organizations or informal groups were more successful when members organized around solving common problems identified by themselves, than when groups organized around problems identified by outsiders (Huizer 1983).

Participatory monitoring and evaluation involving primary stakeholders can also be used to assess the impact of participation. Participatory M&E techniques are highly developed and are commonly used to enable the primary stakeholders to make their own assessments of project outcomes and performance. Usually these exercises do not explicitly examine how participation

has affected the outcomes and performance compared to other factors. This, however, could be added to participatory monitoring and evaluation approaches.

According to the World Bank (2010a) community participation in monitoring and evaluation of projects a number of advantages which include; Involving beneficiaries in evaluation increases its reliability and provides the opportunity to receive useful feedback and ideas for corrective actions, PM&E allows for flexibility Activities should be stopped or adapted when evaluation makes it clear that they are not contributing to the intended improvements ,Strengthens ownership regarding successful outcomes of planned initiatives, Widens the knowledge base necessary for assessing and if required correcting the course of action ,increases the motivation of stakeholders to contribute ideas to corrective actions ,Creates trust in Local Government policy and action (provided that the stakeholders' input is genuinely taken into account) and contributes to the learning of all involved.

However Philip et al. (2008) puts forward the disadvantages of community participation in monitoring and evaluation of projects as follows; needs skilled facilitator to ensure everyone understands the process and is equally involved, can be dominated by strong voices in the community (for example, men dominating women in discussions, political, cultural or religious leaders dominating discussions and decision making), can be time consuming - needs genuine commitment, needs the support of donors as does not always use traditional indicators, those responsible for implementation of certain projects may not want the administration or public to learn about failures or mistakes due to a fear of disciplinary action. Evaluation should be conducted in a fair and constructive way (Philip et al., 2008).

All the above critiques of participation and other arguments for and against it provide new insights into this study. The study found out that community participation in planning,

implementation, monitoring and evaluation significantly affects sustainability of Self Help Groups with particular focus on Lwabenge Community Development Project in Kalungu District.

2.6 Summary of LITERATURE Review

The information reviewed from the different scholars indicate that community participation is very crucial to the sustainability of any community led project at planning, implementation monitoring and evaluation levels. The reality on the ground in reference to the study area has revealed a positive significant relationship between community participation and sustainability of self help groups in Lwabenge, Kalungu district in planning, implementation, monitoring and Evaluation.

CHAPTER THREE

METHODOLOGY

3.1 Introduction

This chapter details the methodology and procedure that was employed in the study. The rationale of this chapter was to make readers or other researchers understand how findings were reached at and helped in the analysis of data in the final report. The chapter covers the research design, study population, sample size and selection, sampling techniques and procedure, data collection methods, data collection instruments, pre-testing (validity and reliability), procedure of data collection, data analysis and measurement of variables (quantitative studies).

3.2 Research Design

This study used a case study approach to gather relevant data on the research problem. This helped in studying the related research variables in depth. The case study approach called for the researcher to make choices from among a number of possible events, people and organizations (Denscombe, 2000). Furthermore, Layders (1993) points out that the rationale for choosing a specific case, was that it contained crucial elements that were especially significant and that the researcher was to predict certain outcomes if the theory holds true.

Amin, (2005) contends that triangulation is a technique that involves collecting data from both qualitative and quantitative methods; and tests the consistency of findings obtained through different instruments. Qualitative approach promoted greater understanding of not just the way things were, but also why they were the way they were.

The researcher therefore obtained information regarding community participation in regard to planning, implementation, monitoring and evaluation. On the other hand, quantitative approach

was used to collect data in order to explain, describe, understand, predict or control phenomena of interest or to investigate the relationship of community participation and sustainability of SHGs.

3.3 Study Population

This research involved a total population of 192 respondents. This comprised the different stakeholders that interact with Lwabenge community project in Kalungu district including, 120 members of SHGs, 60 CLA members, 5 leaders of federation, 3 diocesan officials, 2 government officials, and 2 donor representatives.

3.4 Sample size and selection

According to Sekaran, (2003) a sample size is the actual number of subjects chosen as a sample to protect the population characteristics. Sekarana (2003), asserts that sampling design and size are very crucial because it gives a sense of direction in research. The sample size for this study was determined by a mathematical table of Krejcie and Morgan (1970) as cited in Amin (2005). Using the Krejcie and Morgan (1970) table,the target population N= (192) gave the sample size of 156. The researcher chose them according to their category.

Table 3. 1 Target Population, Sample Size and Sampling Techniques

Category	Target population	Sample size	Sampling techniques
Members of SHGs	120	92	Simple random sampling
Members of CLAs	60	52	Simple random sampling
Leaders of federation	5	5	Purposive sampling
Diocesan officials	3	3	Purposive sampling
Government officials	2	2	Purposive sampling
Donor representatives	2	2	Purposive sampling
Total	192	156	

Source: Project database and HR records

3.5 Sampling Techniques and Procedure

Table 3.1 shows that the researcher adopted both probability and non probability sampling techniques. These were; simple random sampling under probability sampling techniques that was used to select respondents from members of SHGs and CLAs. Purposive sampling technique made up for the non-probability sampling techniques was used to select respondents from leaders of the federation, diocesan and government officials and donor representatives.

3.5.1 Simple random Sampling

According to Mugenda & Mugenda (1999), simple random sampling is used in a situation when each respondent has an equal chance of being selected to participate in the study. Simple random sampling was used in the selection of members of SHGs and CLA members as respondents were willing to offer information and the study constituted 144 randomly selected respondents (Krejcie & Morgan, 1970). This technique was preferred because it was not possible to reach out to all

members of SHGs and CLA members and each respondent had a chance of being chosen (Mugenda & Mugenda, 1999).

3.5.2 Purposive Sampling

Purposive sampling is the type of non-probabilistic sampling which is characterized by the use of judgment and deliberate effort to obtain representative samples by including typical areas or groups in the sample (Kerlinger, 2003). According to Amin (2005), purposive sampling is preferred in selecting people holding positions that allow them to be more knowledgeable with issues going on in their areas. Also purposive sampling technique is very fundamental for drawing classified data like was of interest to this particular study (Mugenda & Mugenda, 1999). In this study, the researcher used purposive sampling for selecting key informants that comprised leaders of federation, diocesan officials, government officials, and donor representatives because they were knowledgeable about the situation in the project.

3.6 Data Collection Methods

Using qualitative and quantitative methods, data was collected from both primary and secondary sources. Sekaran, (2003) stated that data should be collected as first-hand information for subsequent analysis to find solutions to the problem. Primary data was collected using questionnaire and interview methods. Secondary data was also collected using documentary review.

3.6.1 Questionnaire Survey

A questionnaire survey was one of the methods that were used to collect primary information from the respondents. The questionnaire survey was used to collect data from members of SHGs and CLA members. This method was preferred because it was very cost effective when compared to face-to-face interviews. This was especially true because the study involved large sample sizes.

The method therefore was considered efficient in terms of research time, cost and energy (Mugenda & Mugenda,1999; Oso & Onen,2008) Data obtained using the method was also easy to analyze as data entry and tabulation was easily done using a computer software package of SPSS. The method reduced bias since there were no verbal clues to influence the respondent. Therefore, the researcher's own opinions did not influence the respondent to answer questions in a certain manner .since there were no verbal or visual clues to influence the respondent.

3.6.2 Interview

This is a method of collecting data in which selected participants are asked questions in order to find out what they do, think or feel to enable the researcher solicit information of the subject under study through probing (Denscombe, 2000). This is a face to face interaction where the interviewer asks questionnaires to the interviewee (Amin, 2005). This was administered to diocesan officials, government officials and donor representatives. The interviews were used because a one to one approach helped to supplement on observation and find extra information, which certainly supplemented observation that helped to make purposive decisions. The method also gave a chance for probing especially when the respondents had not understood the question. The method was also flexible and it was an easy way of finding out a lot of information especially through probing.

3.6.3 Documentary Review

Documentary review is the critical examination of public or private recorded information related to the issue under investigation. The researcher accessed documents including text books, policy documents, reports from government bodies like Ministry of gender, labour and community development, and Lwabenge project records concerning the study area to provide qualitative data concerning the topical issue. A documentary review guide was designed to administer the method.

Documentary review method was used for comparison purposes and baselines for the current study.

3.7 Data Collection Instruments

The main data collection instruments for the study were a questionnaire and interview guide. Both the questionnaire and interview guide were designed to answer all the research questions raised. A documentary review was also used.

3.7.1 Questionnaire

The researcher employed closed-ended structured questionnaire to collect data. According to Amin, (2005) the attitude of respondents was determined using the likert scale ranging from 5 {strongly agree} to 1 {strongly disagree}, in order to provide consistent responses because it was more flexible and could easily be constructed. The questionnaire therefore was convenient to collect data from respondents.

Questionnaire instrument was administered to members of SHGs and CLA members. All respondents were briefed before administering the questionnaires so as to establish rapport with them while introducing the survey. This gave chance to the researcher to provide clarification that was sought by respondents and to collect the questionnaires immediately after completion. This facilitated a high percentage response rate of 95.5%. The questionnaire was systematically organized to include demographic characteristics of the respondents, community participation in planning, community participation in implementation and community participation in monitoring and evaluation and sustainability of SHGs in Kalungu district.

3.7.2 Interview Guides

An interview guide is a set of questions that the interviewer asks when interviewing. The researcher carried out personal interviews and direct verbal discussion and interaction with leaders of federation, diocesan officials, government officials, and donor representatives. The questions were planned in advance and the researcher used an interview guide to guide the interview with a lot of probing which was not possible in the questionnaire (Mugenda & Mugenda, 1999). This enabled the researcher to unearth information that was captured using the questionnaires. The instrument was administered to the leaders of federation, diocesan officials, government officials, and donor representatives. These respondents were able to give frank answers to sensitive questions since they were not required to give their names.

3.6.3 Documentary Review Guide

Documentary review provided an insight on community participation and sustainability of SHGs. This method was used to collect secondary data, which was already available in published/unpublished form. According to Barer, (2000) documentary analysis is one way of interpreting textual data since it examines it as a medium of expression that reflects a people's culture. He further observes that texts contain records of events, values, and norms and traces of conflict and argument. Various documents at Lwabenge Community Development Project like minutes, budgets, reports were reviewed. The data collected from documents reviewed was used to supplement the data collected from questionnaires and interviews.

3.8 Validity and Reliability

3.8.1 Validity

Validity refers to the appropriateness of an instrument in measuring whatever it is intended to measure (Amin, 2005). In order to ensure validity of data collected, two experts rated each item on the scale: very relevant (4), quite relevant (3), somewhat relevant (2) and not relevant (1). The purpose of the pre-test was to ensure that the final questionnaire and check list would generate the adequate and relevant information required (Sekarana, 2003). The Content Validity Index (CVI) was then calculated using the formula below;

$$CVI = \frac{n}{N}$$

Where n = the number of items rated as relevant

N= Total number of items in the questionnaire (Oso and Onen, 2008).The items in the questionnaire will be taken to be valid if the CVI for each instrument is 0.70 and above (Amin, 2005).

Table 3. 2 CVI Values for the Questionnaire Instrument

Variable	CVI values	No. of items rated as relevant	Total No. of Items
Community participation in Planning	0.88	7	8
Community participation in implementation	0. 86	6	7
Community participation in monitoring and evaluation	0.75	6	8

Table 3.2 shows that all the variables had the CVI value at 0.7 and above which meant that the questionnaire instrument was valid for data collection.

3.7.2 Reliability

The reliability of the instruments was computed using SPSS to determine the Cronbach Alpha Coefficient. The questionnaire was pre-tested in the schools not intended for research using Test/re-test because it permitted the instrument to be compared with itself, thus avoiding the sort of problems that could have arose with the use of another instrument (Kumar, 2011). This coefficient measured internal consistence of a test and it generally increases when the correlation between the variables increases. It ranges from 0 to 1, the more the value is closer to 1, and the reliable the instrument is in measuring the variables. The scores found at 0.7 and above alpha values indicated good credits hence better for use (Amin, 2005).

The formula is as follows;

$$KR_{20} = \frac{(K)(S^2 - \sum s^2)}{(S^2)(K-1)}$$

Where:

KR_{20} = Reliability coefficient

K = Number of items used to measure the concept

S^2 = Variance of all scores

s^2 = Variance of individual items

Table 3. 3 Reliability Values of the Variables

Variable	Cronbach alpha	No. of Items
Community participation in Planning	.775	8
Community participation in implementation	.887	7
Community participation in monitoring and evaluation	.818	8
Total	2.48	23

Table 3.3 shows all the variables had alpha values above 0.7; hence the whole questionnaire instrument was reliable for data collection.

3.9 Procedure of Data Collection

The researcher ensured that the research instruments were discussed with the two supervisors before using them in the field. The researcher obtained an introductory letter from Uganda Management Institute to allow the study to be undertaken in Kalungu district. This enabled the respondents in the field to co-operate willingly without any suspicion. The respondents were given sufficient time of at least two weeks to respond without being inconvenienced. To every questionnaire, a letter explaining the purpose of the study was attached. The respondents were assured of anonymity and confidentiality in order to encourage honest responses. The distribution and collection of questionnaires and data collection through interviews were conducted by the researcher in person with the help of five research assistants.

3.10 Data Analysis

According to Enon (2002), data analysis is the process of organizing, summarizing and making data clear and meaningful to the readers. Mugenda & Mugenda, (1999) adds that it is the

instrument used to collect quantitative and qualitative data. Both qualitative and quantitative data were analyzed as is shown below.

3.10.1 Quantitative Data Analysis

Prior to data collection process, tentative themes and code categories were developed during the research design stage as guided by the research questions. Coding was undertaken to organize and group data into thematic concerns of the study before commencing the process of analysis. According to Sekaran, (2003), the data collected from questionnaires was entered into the computer and analyzed using a statistical package (SPSS) because this is the most recommended package for analyzing social research data to establish relationships between the variables. This included descriptive statistics to measure central tendencies and dispersion for mainly background data, correlation analysis to establish relationships between the dependent variable and independent variables. The direction and strength of the relationships between the variables was analyzed by inferential statistics by using regression analysis.

3.10.2 Qualitative Data Analysis

Analysis of interview responses and documentary review involved linking the variables and their relationships that were established and interpreted using correlation. Information from open ended interview responses was analyzed by listing down all respondents' views under each question or category. In this case, the tally mark method was used to group similar views expressed by more than one respondent. The total number of tally marks was used to construct tables for interpretation. The responses were summarized in a narrative form as a representation of the major findings of the study. The findings are presented objective by objective.

3.11 Measurement of Variables

To measure variables, numbers or numerals were assigned to various categories of variables to be measured. According to Buglear (2005), measurement of variables can be done using scales like nominal scale, ordinal scale, interval scale, or rational scale. The researcher categorized the data collected, using the 5 likert scales which were used on the questionnaires as indicated below; 1) Strongly disagree, 2) Disagree, 3) Neutral 4) Agree, 5) Strongly agree. Likert scales are very flexible and can be constructed more easily than most other types of attitude scales and they are a mixture of statements that represent positive and negative attitudes, thus reducing an examiner's tendency to respond with a certain mental set. According to Amin (2005), this guides the researcher during inference of findings. The instrument was developed under the guidance of standard tools used by other researchers though it was put in the context of the research topic and area.

CHAPTER FOUR

PRESENTATION, ANALYSIS AND INTERPRETATION OF RESULTS

4.1 Introduction

The study set out to examine the relationship between community participation and sustainability of self help groups (SHGs) in Kalungu district; a case of Lwabenge Community Development Project. This chapter presented the rate of response, demographic information, research finding, analysis and interpretation of findings based on the specific research questions stated earlier.

4.2 Response rate

Response rate is the ratio of the actual number of respondents vis-à-vis the targeted population.

During the study, the number of the sampled respondents who actually participated in the study was computed to establish their adequacy for the generation of the required data. The response rate of each category of the study respondents is presented in table 4.1.

Table 4. 1 Response rates of the various respondents

Category of respondents	Sample (S)	Response rate	Response %age
Members of SHGs	92	75	81.5%
Members of CLAs	52	43	82.7%
Leaders of federation	5	2	40%
Diocesan officials	3	1	33.2%
Government officials	2	1	50%
Donor representatives	2	1	50%
Total	156	123	79%

Source: Field Data, 2014

Table 4.1 shows that the sample size of 156 was selected from the six categories of respondents namely members of SHGs, members of CLAs, leaders of federation, diocesan officials, government officials and donor representatives. Out of the total sample respondents, only 123 respondents actually participated in the study making the percentage response rate of 79%.

Mugenda & Mugenda (1999) suggest that a response rate of 50% or higher is adequate, 60% or higher is good and 70% or above is very good. Therefore the overall response rate of 79% was regarded as very good hence this data can be relied on to give a framework in which conclusions can be inferred.

4.3 Presentation of the Background Information

This section presents information about the demographic characteristics of the sample that was used in the study. Demographic characteristics of the respondents that were studied include; age, gender of respondents, educational level of respondents, position held by respondents, years of service and time spent by respondent in SHGs in the Lwabenge Community Development Project in Kalungu district.

4.3.1 Age of Respondents

The age distribution of respondents was presented and analyzed in order to establish the age versus participation in the management of self help groups. The age categories were presented in table 4.2 below.

Table 4. 2: Age Categories of Respondents

Age category	Frequency	Percentage
18-30	25	20.8
31-40	56	47.7
41-50	28	23.8
51-60	9	7.7
Total	118	100

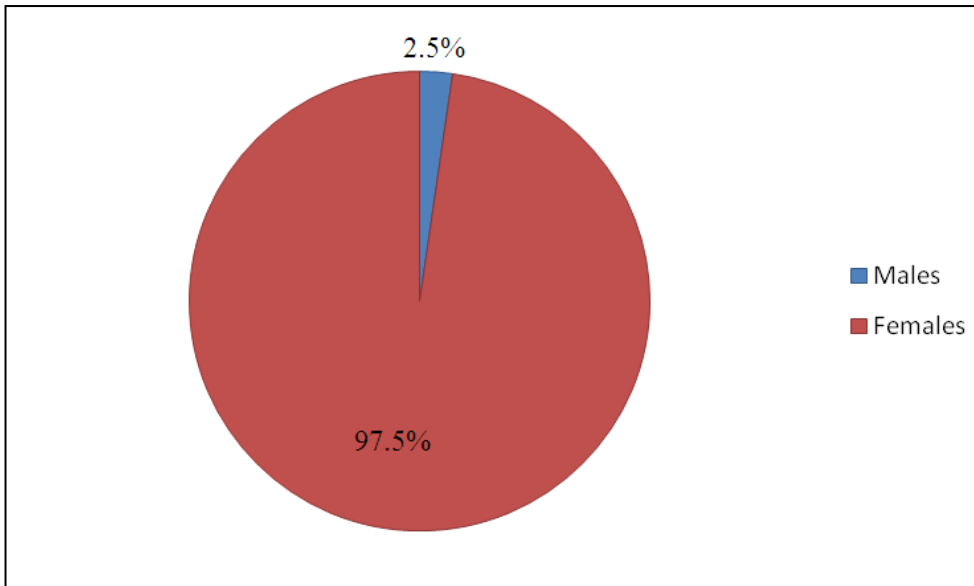
Source: Field Data, 2014

Table 4.2, shows that majority of the respondents constituting 56 (47.7%) were aged between 31-40. These were followed by 28 (23.8%) of the respondents aged between 41-50, followed by 25 (20.8%) aged 18-30 and the remaining 9 (7.7%) aged 51-60. The findings showed that the majority of the respondents were mature enough thus likely to have necessary knowledge to enable them share their views regarding the relationship between community participation and sustainability of SHGs in Kalungu district.

4.3.2 Gender Distribution of Respondents

The gender distribution of respondents was an important aspect in further analyzing the extent and variations in community participation aimed at sustaining self help groups in the district. The gender distribution results were presented in figure 4.1 below.

Figure 4. 1: Gender distribution of respondents



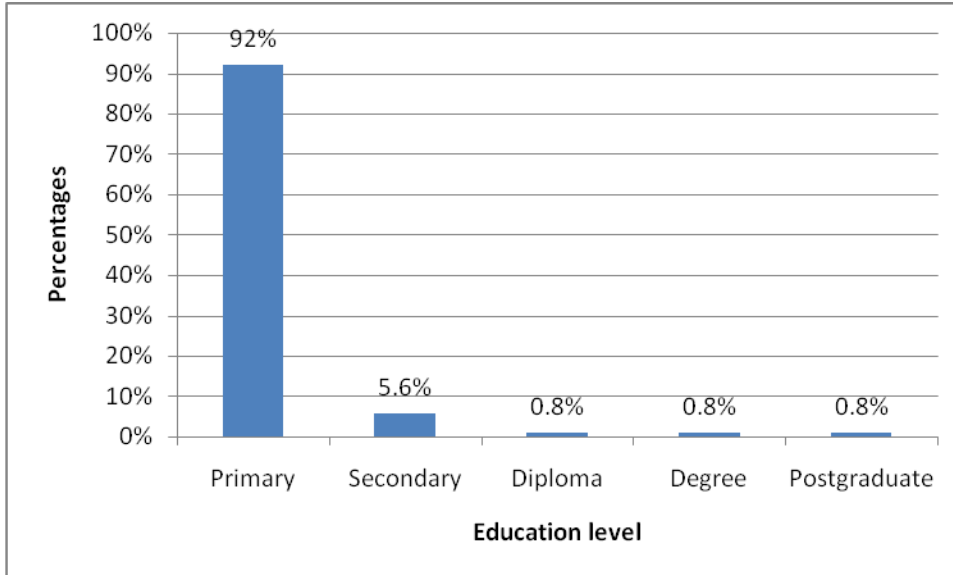
Source: Field Data, 2014

Figure 4.1 shows that the majority of the respondents were female 115 (97.5%) with their male counterparts 3 (2.5 %.) The given gender distribution indicated that more females were involved in the management and running of SHGs compared to males. This implied that the SHGs in Kalungu district benefited mostly females since they were the ones that mainly were members of SHGs and CLAs. This showed that perhaps the women had been empowered politically, socially and economically which fostered their active participation in their SHGs in terms of planning, monitoring and evaluation hence leading to sustainability. This also meant that they could have been able to deal with the likely challenge of uncooperative males denying their wives from actively participating in SHG activities therefore could sustainably run the SHGs in Kalungu district.

4.3.3 Education Level of Respondents

The education level of respondents are presented in Figure 4.2 below.

Figure 4. 2 : Education Levels of Respondents



Source: Field Data, 2014

Figure 4.2 shows that majority of the respondents constituting 109 (92%) were educated up to primary level. These were followed by 6 (5.6%) respondents that were educated up to secondary level, 1 (0.8%) respondent being educated up to diploma level, 1 (0.8%) respondent was educated up to degree level and another 1 (0.8%) respondents had been educated up to postgraduate level.

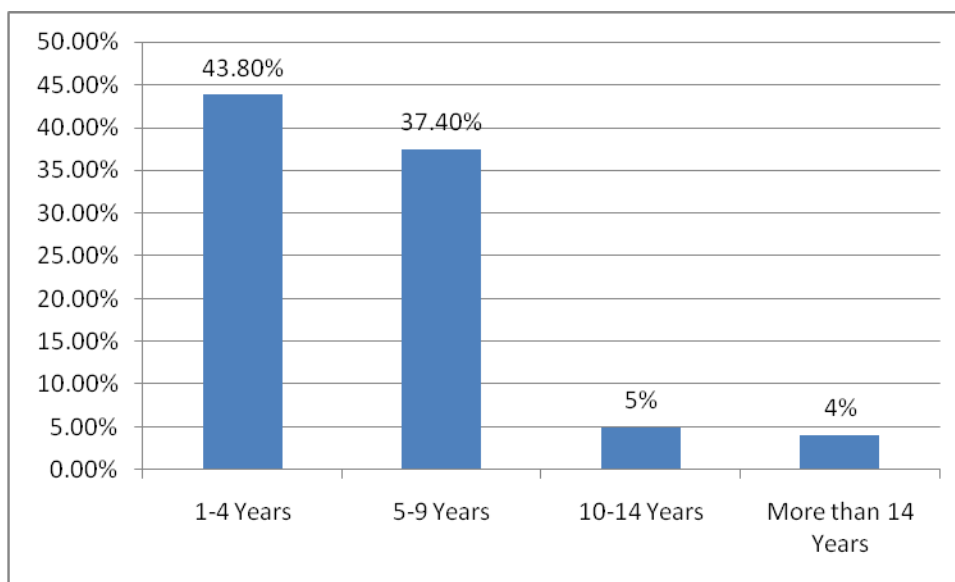
The findings implied that majority of the respondents in the study area had attained some level of education which meant that they were able to read and write. This meant that perhaps they were able to access, interpret and profitably use information concerning the dynamics of planning, implementing, monitoring and evaluation of Self Help Groups in Kalungu district. Hence their participation exposed to the study the capacity of the SHG and CLA members in terms of education levels and its positive relationship with sustainability of these SHGs in Kalungu district.

4.3.4 Time Spent by SHG Members in their Respective Groups

The study further looked at the time spent by the community members in their respective SHGs as this determined their commitment and readiness to work together towards sustaining these SHGs.

The time spent by SHG members in their respective groups were presented in table 4.3 below.

Figure 4. 3: Time Spent by SHG Members in THEIR Respective Groups



Source: Field Data, 2014

Figure 4.3 shows that, majority of the respondents 43.9% had spent between 1-4 years in their self help groups. These were followed by 37.4% of the respondents that had spent between 5-9 years. Other 8.9% had spent between 1-11 months in the self help group, 5% had spent 10-14 years while the remaining 4% had spent more than 14 years in their respective self help groups. The findings showed that majority of the people had relatively spent some moderate years in their respective Self Help Groups. Therefore, given the time they had spent in their Self Help Groups, they had could have learnt through their facilitators the ways in which they can sustainably run their SHGs especially in terms of planning, implementation and monitoring and evaluation, which they were able to share.

4.4 Empirical Findings of the study

4.4.1 To What Extent Does Community Participation in Planning Influence Sustainability of Self Help Groups in Lwabenge Community Development Project?

The first research question was about the extent to which Community participation in planning affects sustainability of Self Help Groups in Lwabenge Community Development Project. It stated thus; “to what extent does community participation in planning affect sustainability of Self Help Groups in Lwabenge Community Development Project?” A number of related statements were presented and reacted to by the respondents. The researcher used questionnaires to get responses from the various respondents using eight items. These questions focused on identifying the needs, needs of stakeholders, decision making, baseline surveys, and access to micro credit and markets for their products. The views of the respondents were rated on a 5-likert scale as Strongly Agree, Agree, Neutral, Disagree and Strongly Disagree. In this study, Strongly Agree and Agree were taken to mean Agree and Strongly Disagree and Disagree were taken to mean Disagree. Mean and Standard deviation were also used to analyse the data. Mean values above 3.00 reveal most respondents being in agreement with the items posed, while the values below 3.00 reflect disagreement. The standard deviation values above 1.00 show divergence or diversity in respondents` views, while values below 1.00 indicate commonalities. The results were presented in Table 4.4.

Table 4. 3: Respondents’ Responses on Community Participation in Planning and Sustainability of Self-help Groups in Kalungu District

Statements on Planning	Percentage Response (%)					Mean	Std dev
	SA	A	N	D	SD		
The community participated in identifying the needs for the project before implementation	28% (33)	61% (72)	0% (0)	4% (5)	7% (8)	4.00	1.019
The project addresses needs of stakeholders	9% (11)	36% (42)	6% (7)	25% (30)	24% (28)	2.82	1.381
Community leaders are involved in decision making before implementation	9% (11)	32% (38)	8% (9)	27% (32)	24% (28)	2.75	1.370
Community participated in identification and selection of appropriate technology introduced	8% (9)	34% (40)	5% (6)	26% (31)	27% (32)	2.70	1.387
Community understands use of technology	22% (26)	45% (53)	2% (2)	13% (15)	18% (21)	3.41	1.426
Community participated in carrying out the baseline survey and sharing its findings before implementation	9% (11)	25% (30)	4% (5)	26% (31)	36% (42)	2.45	1.428
Community members sell their commodities at local and regional markets	5% (6)	29% (34)	9% (11)	27% (32)	30% (35)	2.51	1.308
Community members have adequate access to micro credit	10% (12)	27% (32)	5% (6)	29% (34)	29% (34)	2.62	1.408

Source: Field Data, 2014

SA=Strongly Agree A=Agree N=Neutral D=Disagree SD=Strongly Disagreed

Table 4.3 shows that majority of the respondents disagreed with most of the statements shown by the mean values which are below 3.00 although the standard deviation values above 1.00 which showed divergence or diversity in respondents` views as presented below;

It was also established that 49% of the respondents disagreed to the statement that the project addresses needs of stakeholders while 45% agreed that the project addresses need of stakeholders and only 6% were neutral implying the community was not adequately involved during needs assessment. This was justified by one of the respondent`s views who said, “much as the project organises stakeholders meetings and gets our needs, not all within our interest are usually addressed, some are left out due donor`s interests.” This implied that the community participation during needs assessment could have been limited.

On the issue of decision making, the study showed that majority of the respondents 51% disagreed to the statement whether Community leaders were involved in decision making before implementation, it were only 41% who agreed to the statement while 8% were neutral, this was supported by the mean response of 2.75 which was also in disagreement. This implied the community might not have been adequately involved during in decision making before implementation. An interview confirmed it when one respondent said , “here, sometimes we only see most of the things just happening and in most cases you don`t even ask questions apart from just accepting what is given to the group. The project in most cases relies on views of a few leaders of some CLAs and the rest you are told that the project is now going to do this and that this time”

Disagreement was also seen as to whether the community participated in identification and selection of appropriate technology introduced, 53% of the respondents disagreed, only 42%

agreed while 5 remained neutral. This still showed that perhaps there was a weakness on project side on involvement of the community to decide on their own issues.

Investigations were also carried out to assess as to whether community participated in carrying out the baseline survey sharing its findings before implementation, 62% of the respondents disagreed while 34% agreed to the statement yet only 4% were neutral, this was supported by the mean response of 2.45 which was also showed disagreement. However in an effort to interview one of the project staff he said, “the project tried to reach some community members during baseline survey in addition to sharing the findings however, due to the fact that the project was just starting and had not realised any tangible benefits, a few had interests in attending such meetings.” This implied that the community may not have been adequately involved during in carrying out the baseline survey and the findings were not presented to most of the community members before implementation.

Majority of the respondents 53% disagreed that community members have adequate access to micro credit while 42% agreed to the statement and only 5% were neutral. This observation was supported by a federation member who in an interview said, “much as we do credit and savings in our SHGs, the capital is little that if for example 3 and above members wanted to access a loan same week the group would hardly afford this.” The implication of this is that the investment requirements of majority of the members (53%) are perhaps higher than what the micro credits for the SHGs could provide.

However, much as most respondents were in disagreement with most of the statements, other respondents expressed an overwhelming support of some statements in the area of identifying

needs and technology used showed by the mean values of above 3.00 although their views varied shown by standard deviation values of above 1.00.

With the issue of identifying needs, majority of the respondents 89% agreed that the community participated in identifying the need for project before implementation although 11% disagreed. This is an indication that the project might have made consultations with the community to identify most pressing need before implementation, those who did not agree could be those that perhaps were not consulted by the project. This was supported by one respondent interviewed who said, “there is active involvement of beneficiaries in the implementation of the project; it is only in problem analysis, project identification where there is minimal participation of the beneficiaries.”

On the use of appropriate technology, majority of the respondents 67% agreed that community understands use of technology while only 31% disagreed and 2% remained undecided, this was supported by the mean response of 3.41 which was also in agreement. This implied that much as few members seem to have participated in identification and selection of modern technology, the rest of the members might have embraced its use because its appropriateness. This was vivid in an interview with one of the respondent’s views who said, “we as women are very grateful to the project because we used to suffer looking for firewood which is scarce in our area, but with use being in making and using charcoal saving stoves, the charcoal problem is now history to most of the SHG members.”

Correlation between community participation in planning and sustainability of self-help groups

There was need to establish whether there was a correlation between community participation in planning and sustainability of self-help groups. The analysis was done using Pearson product moment correlation coefficient. The results were presented in Table 4.4.

Table 4. 4: Correlation Results for Community Participation in Planning and Sustainability of Self-help Groups.

		Sustainability	Planning
Sustainability	Pearson	1	.665**
	Correlation		
	Sig. (2-tailed)		.000
	N	118	118
Planning	Pearson	.665**	1
	Correlation		
	Sig. (2-tailed)	.000	
	N	118	118

** . Correlation is significant at the 0.05 level (2-tailed).

Table 4.4 shows a strong positive correlation between community participation in planning and sustainability of Self-Help Groups in Kalungu district. ($r=.665^{**}$ $p < 0.05$). This means that involving community members in project planning is likely to improve the level of sustainability by 66.5%. The findings are supported by interview results which established that there were various benefits that accrued from community participation in planning which included increased

bargaining power by the active group members, strengthened unity among members of the SHG and promoted the image of the SHG outside for better opportunities. In essence this implies that all inclusive community participation can lead to sustainability of what has been put in place.

But this analysis is not conclusive thus the need to test the hypothesis.

Testing Hypothesis

Null hypothesis (Ho)

H0: There is no relationship between community participation in planning and sustainability.

Alternative hypothesis (HA)

HA: There is a positive significant relationship between community participation in planning and sustainability.

α = Level of significance, $\alpha = 0.05$

Test is done using coefficient of determination. The result is presented in Table 4.5

Table 4. 5 Modal Summary on Community Participation in Planning and Sustainability.

Model	R	R Square	Adjusted R Square	Std. Error of the Estimate
1	.665 ^a	.442	.439	.58236

a. Predictors: (Constant), planning

Table 4.5 shows that 43.9% of the variation in sustainability is a result of changes in community participation in planning. However, the testing is not conclusive thus the need to run Analysis of variance (ANOVA). The result is presented in Table 4.6

Table 4. 6 Analysis of Variance (ANOVA) Results

ANOVA^b

Model		Sum of Squares	df	Mean Square	F	Sig.
1	Regression	48.370	1	48.370	142.621	.000 ^a
	Residual	61.047	180	.339		
	Total	109.416	181			

a. Predictors: (Constant), planning

b. Dependent Variable: sustainability

Table 4.6 shows that the relationship between community participation in planning and sustainability was significant ($P < 0.05$; $F = 142.621$). This led to the acceptance of the alternative hypothesis which states that there is a positive significant relationship between community participation in planning and sustainability of Self-Help Groups in Kalungu district.

4.4.2 How does Community Participation in Implementation Influence Sustainability of Self Help Groups in Lwabenge Community Development Project?

The research question two sought to analyse the ways in which community participation in implementation influence sustainability of SHGs in Lwabenge Community Development Project. It stated “How does community participation in implementation influence sustainability of SHGs in Lwabenge Community Development Project?” A number of related statements were presented and reacted to by the respondents. The researcher used questionnaires to get responses from the various respondents using seven items. These questions focused on beneficiaries, trainings, mobilization, community contribution, feedback, Income Generating Activities (IGAs) and Meals. The views of the respondents were rated on a 5-likert scale as Strongly Agree, Agree,

Neutral, Disagree and Strongly Disagree. In this study, Strongly Agree and Agree were taken to mean Agree and strongly disagree and disagree were taken to mean Disagree. Mean and Standard deviation were also used to analyse the data. Mean values above 3.00 reveal most respondents being in agreement with the items posed, while the values below 3.00 reflect disagreement. The standard deviation values above 1.00 show divergence or diversity in respondents' views, while values below 1.00 indicate commonality. The results were presented in Table 4.7.

Table 4. 7: Respondents’ Responses on Community Participation in Implementation and Sustainability of SHGs in Kalungu District.

Statements on implementation	Percentage Response					Mean	Std dev
	SA	A	N	D	SD		
Beneficiaries are selected by community members	21% (25)	47% (55)	2% (2)	9% (11)	21% (25)	3.38	1.455
Community members have three meals a day	11% (13)	24% (28)	6% (7)	29% (34)	30% (35)	2.56	1.420
Community members are involved in carrying mobilization for training activities	6% (7)	13% (15)	3% (4)	35% (41)	43% (51)	2.03	1.232
Trainings are carried out in a participatory manner	16% (19)	48% (57)	3% (4)	14% (17)	19% (22)	3.26	1.396
Community contribution is sought during implementation	11% (12)	25% (30)	7% (8)	25% (30)	32% (38)	2.56	1.428
The project shares information and gives feedback on implementation of activities	10% (12)	23% (27)	5% (6)	20% (24)	42% (50)	2.40	1.467
Community members have small Income Generating Activities (IGAs)	10% (12)	33% (39)	10% (12)	30% (35)	17% (20)	2.91	1.307

SA=Strongly Agree A=Agree N=Neutral D=Disagree SD=Strongly Disagreed

Source: Field Data, 2014

Table 4.7 shows that most of the respondents were in disagreement with most of the statements shown by mean values below 3.00 while the standard deviation showed commonality of respondents' views having values below 1.00 as presented below;

The study findings indicate that majority of the respondents (78%) disagreed to the statement that Community are involved in carrying mobilization for activities, 19% agreed to the same statement yet 3% remained neutral, the mean response also indicated disagreement with the statement being at 2.03 . In an interview, one of the respondents said, “the Community Facilitators (CFs) were the ones who did mobilisation most times for project activities.” This implied that the community members may not have adequately participated in mobilization for project activities since a small group of volunteers (CFs) did this mostly.

The study findings also revealed that majority of respondents 68 (57%) disagreed on whether Community contribution is sought during implementation although 42 (36%) agreed to the statement yet 8 (7%) were neutral. However, during documentary review, Lwabenge CD Project 5 year financial plan 2007 – 2011, shows both donors contribution and community contribution on each and every activity the project was to conduct. Still in an interview, one of the staff members said, “the project always sought 40% community contribution on most of the activities that were always implemented in both monetary and non monetary forms like venue for trainings, meals and refreshments during trainings, sand and hard cores during rehabilitation of defunct water sources”. This meant that the 57% of the majority respondents who disagreed that community contribution was sought for during implementation may have had information gap.

The findings also indicated that 62% disagreed to the statement that the project shares information and gives feedback on implementation of activities while 33% accepted that the project shares

information and gives feedback on implementation of activities and 5% were neutral. However in an interview a respondent said, “the project used to organise annual SHG days especially in the years of 2011 and 2012 where the staff and diocesan officials shared status and progress reports of the project with the rest of the community except that few members would attend such celebrations”. This implied that perhaps the project did not lay good mobilisation strategies to adequately reach many community members to be able to share information and give feedback on the implementation of activities.

Findings also indicated that majority of the respondents (57%) disagreed that Community members have small Income Generating Activities (IGAs) while 34% agreed that Community members have Small Income Generating Activities (IGAs) and only 9% were neutral. However, in an interview, a federation member said, “the project has tried to help us women especially members of SHG to start up small IGAs like piggery, vegetables, catering, soap and herbal making both at individual and at group level. We are only limited by little capital but the IGAs have at least helped us increase on household income.” This meant that most likely the 47% respondents who disagreed could have been those whose capital was too low to start up IGAs.

Majority of the respondents (59%) also disagreed to the statement that Community members have three meals in a day while 6% remained neutral and only 35% agreed to the statement. This was in line with one of the respondents who said, “most of us here have two meals a day, it is real rare to have three meals unless one has visitors, and this is because we need money for other needs so we end up selling most of the harvests.” This therefore means that perhaps most members do not reserve enough food items enough for their families since they prioritise the sale of commodities

At the same time still on responses that were posed to respondents to ascertain the extent to which community participation in implementation affected sustainability of Self Help Groups (SHGs) in Lwabenge Community Development Project, some respondents agreed to statements about the way beneficiaries and the way the trainings were conducted. This was confirmed by the mean values above 3.00 in the two statements as discussed below;

On the way in which beneficiaries were selected, majority of the respondents (68%) agreed to the statement that Beneficiaries are selected by community members although 30% disagreed and only 2% were neutral; the mean response was at 3.38 which was also in agreement. This implied that the community to a big extent participated in selection of beneficiaries. This was supported when one respondent interviewed responded, “The project usually gave us an upper hand when it came to selection of beneficiaries through the joint CLA committees for example during those meetings members decided on the schools that benefited from water tanks and school desks; the SHGs that were to also benefit from the improved seeds and vegetables for demonstration”

It was established that 64% agreed to the statement that trainings are carried out in a participatory manner, although 33% disagreed and 3% were neutral. In an interview, a respondent said, “We used to enjoy trainings organised by the project because besides being lively our views as adults were always respected. That motivated everyone to actively participate during training sessions.” This meant that the training methodologies could have been suitable enough to promote mature learning (SHG members) since the trainings were highly participatory in nature.

Correlation between community participation in implementation and sustainability of SHGs in Kalungu district.

There was need to establish whether there was a correlation between community participation in implementation and sustainability. The analysis was done using Pearson product moment correlation coefficient. The results were presented in Table 4.8.

Table 4. 8: Correlation Results for community participation in implementation and sustainability.

		Sustainability	Implementation
Sustainability	Pearson	1	.631**
	Correlation		
	Sig. (2-tailed)		.000
	N	118	118
Implementation	Pearson	.631**	1
	Correlation		
	Sig. (2-tailed)	.000	
	N	118	118

** . Correlation is significant at the 0.05 level (2-tailed).

Table 4.8 shows a strong positive correlation between community participation in implementation and sustainability of SHGs in Kalungu district. ($r=.631^{**}$ $p < 0.05$). This means that involving community members during project implementation is likely to improve the level of sustainability by 63.1%. But this analysis is not conclusive thus the need to test the hypothesis.

Testing Hypothesis

Null hypothesis (Ho)

H0: There is no relationship between community participation in implementation and sustainability.

Alternative hypothesis (HA)

HA: There is a positive significant relationship between community participation in implementation and sustainability.

α = Level of significance, $\alpha = 0.05$

Test is done using coefficient of determination. The result is presented in Table 4.9

Table 4. 9: Modal Summary on Community Participation in Implementation and Sustainability.

Model	R	R Square	Adjusted R Square	Std. Error of the Estimate
1	.631 ^a	.398	.394	.60515

a. Predictors: (Constant), implementation

Table 4.9 shows that 39.4% of the variation in sustainability is a result of changes in community participation in implementation. However, the testing is not conclusive thus the need to run Analysis of variance (ANOVA). The result is presented in Table 4.10

Table 4. 10 Showing Analysis of Variance (ANOVA) Results

ANOVA^b

Model		Sum of Squares	df	Mean Square	F	Sig.
1	Regression	43.498	1	43.498	118.779	.000 ^a
	Residual	65.918	180	.366		
	Total	109.416	181			

a. Predictors: (Constant), implementation

b. Dependent Variable: sustainability

Table 4.10 shows that the relationship between community participation in implementation and sustainability was significant ($P < 0.05$; $F = 118.779$). This led to the acceptance of the alternative hypothesis which states that there is a positive significant relationship between community participation in implementation and sustainability of SHGs in Kalungu district.

4.4.3 How Does Community Participation in Monitoring and Evaluation Affect Sustainability of Self Help Groups in Lwabenge Community Development Project?

Research question three sought to find out the effect of community participation in monitoring and evaluation on sustainability of Self Help Groups in Lwabenge Community Development Project. The question stated; “how does community participation in monitoring and evaluation affect sustainability of Self Help Groups in Lwabenge Community Development Project?”

The researcher used questionnaires to get responses from the various respondents using eight items. These questions focused on implementation, reports, access to reports and output. The views of the respondents were rated on a 5-likert scale as Strongly Agree, Agree, Neutral, Disagree and Strongly Disagree. In this study, Strongly Agree and Agree were taken to mean

Agree and Strongly Disagree and Disagree were taken to mean Disagree. Mean and Standard deviation were also used to analyse the data. The mean values above 3.00 reveal most respondents being in agreement with the items posed, while the values below 3.00 reflect disagreement. The standard deviation values above 1.00 show divergence or diversity in respondents' views, while values below 1.00 indicate commonality. The results were presented in Table 4.11.

Table 4. 11: Respondents’ responses on community participation in monitoring and evaluation and sustainability of SHGs in Kalungu district

Statements on Placement monitoring and evaluation	Percentage Response (%)					Mean	Std de
	SA	A	N	D	SD		
Community participation in monitoring and evaluation leads to basic knowledge in making M&E plans	16% (19)	41% (48)	7% (8)	17% (20)	19% (22)	3.17	1.402
Community participation in monitoring and evaluation promotes capacity of members to develop and act on M&E plans for self help groups	11% (13)	20% (24)	8% (9)	17% (20)	44% (52)	2.38	1.481
Community participation in monitoring and evaluation enables beneficiaries to effectively make M&E reports	15% (18)	29% (34)	9% (11)	28% (33)	19% (22)	2.95	1.393
Community members are able to realise the importance of promoting sustainability of self help group activities and resources	27% (32)	52% (61)	2% (2)	10% (12)	9% (11)	3.79	1.200
Community participation by members of self help groups has promoted management and maintenance efforts towards community initiated projects	9% (11)	9% (11)	4% (5)	12% (14)	66% (78)	1.85	1.377
The project has achieved its planned outputs /expected results	39% (46)	35% (41)	22% (26)	4 % (5)	0.63 4	4.07	0.886
Active involvement of community in monitoring and evaluation of self help group activities has led to early detection and handling of would be problems	36% (42)	54% (64)	10% (12)	0% (0)	0.78 5	4.26	
Community participation in monitoring and evaluation has led to better re-planning and forecasting of better results for the SHGs	30% (35)	44% (52)	25% (30)	1% (1)	0% (0)	4.03	

Source: Field Data, 2014

SA=Strongly Agree A=Agree N=Neutral D=Disagree SD=Strongly Disagreed

Table 4.11 shows that majority of the respondents agreed to the statements that were posed to find out the relationship between community participation in monitoring and evaluation and sustainability of Self Help Groups (SHGs) in Kalungu district which was shown by mean values above 3.00 although the standard deviation (above 1.00) showed diversity in respondents' views as presented below;

Findings found out that majority of the respondents 57% agreed to the statement that community participation in monitoring and evaluation leads to basic knowledge in making M&E plans and 36% disagreed to the statement while 7% were neutral. The mean values were above 3.00 at (3.17) which revealed that most responses were in agreement with the item posed. This implied that more of the SHG members could have been in appreciation that their participation in monitoring and evaluation had given them capacity to make and follow monitoring plans. This was complimented by a respondent in an interview who said, "Members' participation in M&E has enabled us to learn some basic knowledge of how to come up with M&E plans and make follow up on the activities that are being implemented. This has enabled members to keep updated on the progress while addressing the encountered challenges hence enhancing sustainability in the long run."

Further analysis was on the statement that Community members are able to realise the importance of promoting sustainability of self help group activities and resources; an overwhelming majority (79%) of the respondents agreed to the statement while 19 % and only 2% remained neutral. This implied that more SHG members could have appreciated the importance of monitoring and evaluation as they linked it to sustainability issues as far as their activities were concerned as well as resources. Hence there could have been a higher likelihood of achieving sustainability since

more SHG members were actively engaged in monitoring and evaluation of what was implemented in their respective SHGs.

Majority of the respondents 74% agreed to the statement that the project has achieved its planned outputs /expected results while 22% were neutral and 4% disagreed. This meant that may be most of the projects for the SHGs have been a success due to Monitoring and Evaluation. This was supported by views from one of the respondents who said;

“We commend the efforts of the CLAs towards monitoring and evaluation of SHG projects that has led to their great success; a case in point is the catering project which provides its services almost to the entire district.”

It was established that majority of the respondents 90% agreed that active involvement of community in monitoring and evaluation of self help group activities has led to early detection and handling of would be problems, only 10% were undecided and non of the respondents disagreed with the statement, the mean response of 4.07 also showed great agreement. In support of the above, in an interview, one of the respondents seemed to be too appreciative as she said, “participation in M&E has enabled us to identify some of the implementation challenges and have been able to assess the performance of those directly put in positions of leadership. This has consequently helped us to identify those problems at an early stage and deal with them before they escalate.” This implied that perhaps community members were actively involved in monitoring and evaluation of self help group activities.

The study findings also indicated that majority of the respondents 74% agreed that Community participation in monitoring and evaluation has led to better re-planning and forecasting of better results for the SHGs while 25% disagreed to the statement while only 1% was undecided. This

showed that in most cases, the SHG members' participation in monitoring and evaluation could have reawakened them to make thorough analysis of their plans and make them better and focused on intended results.

At the same time still on responses that were posed to respondents to find out the extent to which community participation in monitoring and evaluation affected sustainability of Self Help Groups (SHGs) in Lwabenge Community Development Project, some respondents disagreed to statements and this was confirmed by the mean values below 3.00 in the three statements as discussed below;

Findings from the study revealed that majority of the respondents 61% disagreed to the statement that community participation in monitoring and evaluation promotes capacity to develop and act on M&E plans for self help groups while 8% remained neutral and only 31% agreed. Still related to the above, 47% of the respondents disagreed to the statement that community participation in monitoring and evaluation enables beneficiaries to effectively make M&E reports while only 9% remained neutral and only 44% agreed to the statement. A federation member commenting on this matter in an interview said, "whenever we are making an M& E plan and reports, we usually sit with resourceful persons who has expertise in that area because for us, our skills are still lacking, hopefully in the next two years we would be to do everything by ourselves" The implication of the above perhaps show that the SHG members capacity on developing and effectively making M& E plan was still limited.

The study also showed that 78% of the respondents disagreed that community participation by members of Self Help Groups has promoted management and maintenance efforts towards

community initiated projects while 4% remained neutral and only 18 % agreed to the statement. In an interview, one of the respondents said, “most of the community members do not mind about looking after things which the project helped us to get for example whenever people are called upon to work on the water sources rehabilitated by the by Lwabenge CD Project, most of them say that water source was for the project do not disturb us” This implied that may be the community did not actively participate right away from the onset of such project therefore it has little ownership towards such project which subsequently affects sustainability.

Correlation between community participation in monitoring and evaluation and sustainability of SHGs in Kalungu district.

There was need to establish whether there was a correlation between community participation in monitoring and evaluation and sustainability. The analysis was done using Pearson product moment correlation coefficient. The results were presented in Table 4.12.

Table 4. 12: Correlation Results for community participation in monitoring and evaluation and sustainability.

		Sustainability	monitoring and evaluation
Sustainability	Pearson	1	.466**
	Correlation		
	Sig. (2-tailed)		.000
	N	118	118
Monitoring and evaluation	Pearson	.466**	1
	Correlation		
	Sig. (2-tailed)	.000	
	N	118	118

** . Correlation is significant at the 0.05 level (2-tailed).

Table 4.12 shows a moderate positive correlation between community participation in monitoring and evaluation and sustainability of SHGs in Kalungu district ($r=.466^{**}$ $p < 0.05$). This means that involving community members in monitoring and evaluation process, other factors remaining constant is likely to improve the level of Sustainability by 46.6%. But this analysis is not conclusive thus the need to test the hypothesis.

Testing Hypothesis

Null hypothesis (Ho)

H0: There is no relationship between community participation in monitoring and evaluation and sustainability.

Alternative hypothesis (HA)

HA: There is a positive significant relationship between community participation in monitoring and evaluation and sustainability.

α = Level of significance, $\alpha = 0.05$

Test is done using coefficient of determination. The result is presented in Table 4.13

Table 4. 13 Modal Summary on Community Participation in Monitoring and Evaluation and Sustainability.

Model	R	R Square	Adjusted R Square	Std. Error of the Estimate
1	.466 ^a	.217	.212	.69001

a. Predictors: (Constant), monitoring and evaluation

Table 4.13 shows that 21.2% of the variation in sustainability is a result of changes in monitoring and evaluation. However, the testing is not conclusive thus the need to run Analysis of variance (ANOVA). The result is presented in Table 4.14

Table 4. 14 Analysis of Variance (ANOVA) Results

ANOVA^b

Model		Sum of Squares	df	Mean Square	F	Sig.
1	Regression	23.717	1	23.717	49.813	.000 ^a
	Residual	85.700	180	.476		
	Total	109.416	181			

a. Predictors: (Constant), monitoring and evaluation

b. Dependent Variable: sustainability

Table 4.14 shows that the relationship between community participation in monitoring and evaluation and sustainability was significant ($P < 0.05$; $F = 49.813$). This led to the acceptance of the alternative hypothesis which states that there is a positive significant relationship between community participation in monitoring and evaluation and sustainability of SHGs in Kalungu district.

CHAPTER FIVE

SUMMARY, DISCUSSION, CONCLUSIONS AND RECOMMENDATIONS

5.1 Introduction

This study determined how community participation affects sustainability of self-help groups in Kalungu district. The previous chapter was concerned with analyzing, presenting and interpreting data got from self help group members in Lwabenge Community Development Project in Kalungu district. This chapter therefore is consists of summary, discussion, conclusions and recommendations according to the three objectives of the study as noticed below.

5.2 Summary

The summary of the findings were done according to the objectives of the study.

5.2.1 Community Participation in Planning and Sustainability of Self Help Groups in Kalungu district

The correlation revealed that there was a strong positive significant relationship between community participation in planning and Sustainability of self-help groups at with a coefficient of .665** at a significance level of 0.05.

Coupled with descriptive statistics, this study found out that involving community members in; Needs assessment, Project design, identification and selection of technology, community mobilization, resource Mobilization, information sharing, community trainers, decision making, coupled with monitoring implementation process, inputs and outputs would bring about sustainability inform of Improved access to credit, improved access to informal markets, improved micro enterprise schemes, Improved environment Impact of project activities, other factors remaining constant is likely to improve the level of sustainability of Self Help Groups in

Kalungu district, this is likely to result in to improve on the socio-economic status of the local population in Kalungu district.

5.2.2 Community Participation in Implementation and Sustainability of Self-help Groups in Kalungu District.

The correlations revealed that there was a strong positive significant relationship between community participation in implementation and Sustainability of Self Help Groups with a coefficient of .631** at 0.05 significance level.

The descriptive statistics used during this study found out that involving community members in; project design, identification and selection of technology, community mobilization, resource mobilization, information sharing, community trainers, decision making, coupled with monitoring implementation process, other factors remaining constant is likely to improve the level of sustainability of self-help groups in Kalungu district, this is likely to result in to improve on the livelihood and welfare of the local population in Kalungu district.

5.2.3 Community Participation in Monitoring and Evaluation and Sustainability of Self Help Groups in Kalungu District

Inferential statistics and specifically a correlation result output revealed there was a moderate positive significant relationship between community participation in monitoring and evaluation and Sustainability of self-help groups with Pearson correlation coefficient of .466** at a significance level of 0.05.

This study found that involving community members in; community mobilization, resource mobilization, information sharing, community trainers, decision making, coupled with monitoring implementation process, other factors remaining constant is likely to improve the level of

sustainability of Self Help Groups in Kalungu district, this is likely to result in to improve on the livelihood and welfare of the local population in Kalungu district.

5.3 Discussion

5.3.1 Community Participation in Planning and Sustainability of Self Help Groups in Kalungu district

The study revealed a strong positive significant relationship between community participation in planning and Sustainability of Self Help Groups in Kalungu district. Such findings seem to be in agreement with the views held by Brett (2003, p.5), participation is an empowering process in which “people, in partnership with each other and those able to assist them, identify problems and needs, mobilise resources, and assume responsibility to plan, manage, control and assess the individual and collective actions that they themselves decide upon”. It was also established that community participation in planning leads to establishment of functional committees that spearhead SHG activities.

Muhangi (2007) in conformity of the findings of this study points out that the rationale for participatory approaches is enhancing empowerment, responsiveness to people’s real needs a sense of ownership of programmes by local people, sustainability and making programmes cheaper by allowing mobilization of local resources.

Involving all stakeholders enables making use of the demand response approach in revealing the need of the organization or group (Organisational Resource Book for Project Implementation, 2007). However, on the other hand in contradiction, Ravallion (2012) opines that much as several scholars tend to agree on importance of involving community in project design and decision making, it is important to note that; this involvement is often limited to a few village meetings

whereby the project is explained and the people are asked to give their comments, and where the few comments made are by the school teacher in a language unintelligible to the majority.

5.3.2 Community Participation in Implementation and Sustainability of Self Help Groups in Kalungu District

The study revealed a strong positive relationship between community participation in implementation and sustainability of Self Help Groups in Kalungu district. Following analysis of the results, it was found out that community participation in implementation influences sustainability of self-help groups. Such findings are supported by Carter et al (2005) who found out that community development project can deal with community mobilization activities ahead of implementation. In line with such findings, Cranifield (2003) writes that often this has been lacking in many projects and funds are only provided for making new installations and sometimes for maintenance.

Findings from this study still agree with those of Ife (2013) who opines that indigenous people often have a broader holistic viewpoint, not narrowly focused on the priorities of governments or social service agencies. Even when participating in specific, targeted interventions, it needs to be realized that people may get involved to meet their own agenda of advancement and development.

Findings from this study still concur with the Participation theory (2002) suggests that that people or beneficiaries of any project must be brought on board right from the project design, through all the other stages up to the end and this is only achieved through encouraging their active participation. However, still, Martin (2003) found that a key principle underpinning Community participation in implementation is the need for effective allocation of resources to attain the best results and intervention plans, including indicators to measure outcomes.

5.3.3 Community Participation in Monitoring and Evaluation and Sustainability of Self Help Groups in Kalungu District

The study revealed a moderate positive relationship between community participation in monitoring and evaluation and Sustainability of Self Help Groups in Kalungu district. Following analysis of the results, it was found out that community participation in implementation influences sustainability of Self Help Groups. Such findings are supported by Philip et al (2008) who found out that it also strengthens ownership regarding successful outcomes of planned activities. In line with such findings, Philip, et al. (2008) writes that Participatory Monitoring and Evaluation is one of many approaches to ensure that the implementation of the different projects within the action plan or smaller individual projects leads to the expected outcomes. As with all other monitoring and evaluation elements, the process for PM&E has to be prepared prior to project implementation.

Findings from this study still agree with those of World Bank (2010a) that notes that involving beneficiaries in evaluation is said to increase its reliability and provide the opportunity to receive useful feedback and ideas for corrective actions, PM&E allows for flexibility - activities should be stopped or adapted when evaluation makes it clear that they are not contributing to the intended improvements. It also strengthens ownership regarding successful outcomes of planned activities (Philip et al 2008).

Findings from this study still concur with the Participation theory (2002) that assumes that all inclusive community participation that can lead to sustainability of what has been put in place. However , on the other hand in contradiction, Philip et al. (2008) found that the disadvantages of community participation in monitoring and evaluation of projects as follows; needs skilled facilitator to ensure everyone understands the process and is equally involved, can be dominated by

strong voices in the community (for example, men dominating women in discussions, political, cultural or religious leaders dominating discussions and decision making), can be time consuming - needs genuine commitment, needs the support of donors as does not always use traditional indicators, those responsible for implementation of certain projects may not want the administration or public to learn about failures or mistakes due to a fear of disciplinary action.

5.4 Conclusions

From the foregoing discussions, the following conclusions were drawn from the study

5.4.1 Community Participation in Planning and Sustainability of Self Help Groups in Kalungu district

There is a strong positive relationship between community participation in planning and sustainability of Self Help Groups in Kalungu district whereby a change in community participation in planning was related to a considerable change in sustainability of Self Help Groups where increased community participation in planning was related to high sustainability of Self Help Groups, and vice versa. This is because the members are able to promote unity and focus together on their long term goals most of which lead to sustainability of these Self Help Groups even after withdrawal of donor support. The findings show that to most SHGs' activities relating to planning show indicators of sustainability such as joint planning meetings, participation in needs assessment among others. There has always been effective communication by giving feedback to the members by leaders on the progress of the planned activities and when to be involved and how. Hence it is evident that community participation in planning positively influences sustainability of Self Help Groups.

5.4.2 Community Participation in Implementation and Sustainability of Self Help Groups in Kalungu District

There is a strong positive relationship between community participation in implementation and sustainability of Self Help Groups in Kalungu district whereby a change in community participation in implementation was related to a considerable change in sustainability of self-help groups where increased community participation in implementation was related to high sustainability of Self Help Groups, and vice versa. This has been reflected in the current vivid results on this relationship. The SHGs that have participated in implementation of activities have realized indicators of sustainability through strengthened networks with related institutions, accumulated capital for the groups and individual members and promotion of unity among members.

5.4.3 Community Participation in Monitoring and Evaluation and Sustainability of Self Help Groups in Kalungu District

There is a strong positive relationship between community participation in monitoring and evaluation and sustainability of Self Help Groups in Lwabenge Community Development Project in Kalungu district whereby a change in community participation in monitoring and evaluation was related to a considerable change in sustainability of Self Help Groups where increased community participation in monitoring and evaluation was related to high sustainability of Self Help Groups, and vice versa. This is based on the fact that SHGs where members have been involved in monitoring and evaluation have showed indicators of sustainability that have ranged from identifying and tackling would be internal problems to implementation of activities according to set targets, promotion of streamlined and accountable management and support supervision.

5.5 Recommendations

5.5.1 Community Participation in Planning and Sustainability of Self Help Groups.

Basing on the above findings, much as community members participated in identifying their needs before implementation, there was a big gap when it came to addressing the needs of stakeholders partly due to donor's interest therefore the study recommends that the community be empowered to lobby for funding from different donors in addition laying different strategies for resource mobilization like fundraising to be able to address some of the needs on their own.

On the issue of decision making, the study recommends that community involvement in decision making be revised such that SHG members have a strong voice and a stake in the different activities that take place in the project.

For the case of baseline survey, the study recommends project officers to improve on mobilisation strategies so as to have many community members participate in all meetings organised in their community irrespective of the benefits.

The study commends the community's ability to understand use of technology, however for sustainable purposes the study recommends the institutional structures (SHGs, CLAs and Federation) with their sub committees to direct more efforts on sustainability of the modern technology that was introduced by the project.

The study also recommends Government intervention into the SHG SACCOs so that they have more funds for members to access enough credit services.

For the case of markets for their products, the study recommends the community members to improve on their marketing skills like collective marketing for increased bargaining power.

5.5.2 Community Participation in Implementation and Sustainability of Self Help Groups

Basing on the above findings, the study recommends the practice of selecting the beneficiaries by community members be upheld as it promotes ownership of the project hence promoting sustainability.

As for the trainings, the practice of carrying out trainings in a participatory manner, the study recommends be upheld as it would also enhance ownership hence promote sustainability.

For community contribution, the study recommends the project staff to provide more information on how it was being measured such that the community puts more value on their non monetary contribution.

The study also recommends that the members of SHGs be encouraged more to attend meetings regularly whereby they can be updated on the progress of the group's activities. By regularly attending meetings, members will be able to learn more and move at the same pace in every activity. In this case they can be abreast with the issues to do with sustainability of their groups in terms financial, administrative and institutional sustainability mechanisms.

According to the findings, income levels at household level were still low for most members therefore the study recommends members to carry out wise investments with the little capital at their disposal.

With regard to meals, the study recommends sensitization of the community on food security in addition to reserving high value food items like eggs and milk especially for the children and elderly.

5.5.3 Community Participation in Monitoring and Evaluation and Sustainability of Self Help Groups

The study recommends that community participation in monitoring and evaluation that leads to basic knowledge in making M&E plan be upheld. This is a capacity building strategy that enables SHG members to plan for M&E on their own hence sustainability. Besides, this would also help them to interpret the M& E reports thus take meaningful actions.

The study further recommends that more capacity building be directed towards the SHG member's ability to use the basic knowledge on M& E acquired to effectively develop, make and act on M&E plans and reports on their own. This would reduce over dependency on resourceful persons hence reducing the associated costs. It would also lead to more empowerment of community members in the area of M&E.

The study recommends that the good practice of community members' ability to realise the importance of promoting sustainability of Self Help Group activities and resources be upheld as it promotes ownership. This even promotes greatly achieving project's planned outputs /expected results.

As for active involvement of community in monitoring and evaluation of Self Help Group activities leading to early detection and handling of would be problems and better re-planning and forecasting of better results for the SHGs, the study recommends that the good practice be upheld.

This promotes addressing challenges at an early stage reducing on the costs of combating the effects that could have resulted from such challenges if they were not handled earlier. Also the intended results are likely to be highly achieved hence achieving the project goal in the long run.

The study recommends active participation of community members right away from the onset for more ownership such that the community is able to maintain and manage its initiated projects.

5.6 Limitations of the Study

There was hesitation in disclosing sensitive information especially on management competence in running this project. In resolving this limitation, the researcher explained the purpose for carrying out this research endeavor and the researcher cleared the respondent's doubts by presenting an authorization letter got from the Institution from which the researcher was studying.

Fixing appointments and meeting the key informants like the coordinators at the head offices was not easy. It was resolved by writing official letters seeking appointments with them and also stating how useful the study would be instrumental in identifying cavernous challenges that the project might be encountering.

5.7 Contribution of the Study

According to the literature reviewed for this study, most scholars mainly used qualitative technique but this study contributed on methodology by using a triangulation technique that involved using both qualitative and quantitative methods while collecting and analyzing data on the same subject matter.

5.8 Areas for Further Research

Further research should be conducted to establish how best a community benefits from SHGs in projects.

Similar research can be carried out in other projects, districts and countries.

Research can also be carried out to assess the impact of monitoring and evaluation towards project sustainability, with different case studies.

Research can be done about impact of stakeholder motivation and sustainability of SHGs in Lwabenge Community Development Project in Kalungu district.

REFERENCES

- Adong, R. (2004). *The Impact of Western Management Tools on Uganda NGOs*. Some contextual Notes; Mimeo; Kampala: CDRN.
- AUSAID. (2000). *Promoting Practical Sustainability*. Quality Assurance Group, AusAid.
- Bretty, E.A. (2003). Participation and Accountability in Development Management. *The Journal of Development Studies*, 40 (2), pp. 1-29.
- Brett, E.A. (2002). *Providing for the Rural Poor; Institutional Decay and Transformation in Uganda*. Fountain Publishers Ltd, Kampala Uganda.
- Brundtland, G.H. (1987) *Our common future: Report of the World Commission on Environment and Development*. Oxford, UK: Oxford University Press.
- Buchanan, J. M. & Gordon. T. (1962). *The Calculus of Consent*. Ann Arbor: University of Michigan Press.
- Cascio, J. (2007). *The Resilient World. Open the Future*, 23 February 2007, http://openthefuture.com/2007/02/the_resilient_world.html.
- Chambers, R. (1997). *Whose reality counts?* IT Publications, London.
- Cooke, Bill & Kathori Uma (Eds). (2001). *Participation: The New Tyranny? The Case for Participation as Tyranny*. Zed Books Ltd, London.
- Cornwall, A. (2000). *Beneficiary, Consumer, Citizen: Perspectives on participatory for Poverty Reduction*. SIDA Studies NO.2, Swedish International Development Agency, Stockholm.
- De Gabriel, J. (2002). *Improving community based management*.
- Diba, J. P., (2011). *Influence of stakeholder management on project sustainability. A case of Compassion International/Kenya, Kilifi cluster, Kilifi District, University of Nairobi*.
- EADE, D. and Rowlands, J. (eds). (2003). *Development Methods and Approaches: Critical Reflections*. Oxford: Oxfam GB.

- Elhaut, T. (2007). *Sustainability, the 'via crucis' of poverty reduction: More questions than answers. Presentation made to the annual World Bank/IFAD South-Asia Partnership Review*, Bangkok, Thailand, 12 November.
- FAO. (1997). *Participation in Practice: Lessons from the FAO People's Participation Programme [online]*. [Accessed on 25th June 2006]. Available from <<http://www.fao.org/waicent/faoinfo/sustdev/PPdirect/PPre0043.htm>>.
- Golooba-Mutebi, Frederick. (2002). *"Local Councils as Political and Service Delivery Organs: Limits to Transformation"*. In: Nakanyike Musisi and Cole Dodge (eds). *Transformation in Uganda*. Makerere Institute of Social Research, Centre Washington DC. USA.
- Hickey, Samuel & Mohan Giles (Eds), (2004). *Participation, From Tyranny to Transformation? Exploring New Approaches to participation in development*. Zed Books Ltd, 7 Cynthia Street, London
- IFAD (2006a) ARRI issues note: Sustainability. Internal document. Rome.
- IFAD (2006). *North Eastern Region Community Resource Management Project for Upland Areas: Interim Evaluation*. International Fund for Agricultural Development, Rome.
- IFAD (2007j) *IFAD Strategic Framework 2007-2010*. Rome.
- Ife, J (2003) *PPP2 Conference – Keynote Address Strengthening Communities Conference, "People, Place, Partnerships"*, Sydney, April 28-29, Centre for Human Rights Education, Curtin University of Technology, Australia.
- International federation of Red Cross and Red Crescent societies (Editor) (2007): *Monitoring and Evaluation in a nutshell*. International federation of Red Cross and Red Crescent societies.

- Kiyaga-Nsubuga, John. (2002). *“Uganda’s Decentralization Policy and Process. What Lessons Learnt?”* In: Nakanyike Musisi and Cole Dodge (eds). Transformation in Uganda. Makerere Institute of Social Research, Cunny Centre Washington DC. USA.
- Krishnaraj, Maithreyi and Thelma Kay. (2002). *Report of review of IFAD gender mainstreaming projects in Asia*. IFAD.
- Lubanga F. X. (1996). *“The Process of Decentralization”*. In: Soren Villadsen and Francis Lubanga (eds) Democratic decentralization in Uganda: A new approach to local governance. Fountain Publishers, Kampala, Uganda.
- Mayoux, L. (2000). *Microfinance and the empowerment of women: A review of the key issues*. Social Finance Unit Working Paper, 23, ILO, Geneva.
- Mugga F. (2009). *Lwabenge Community Development Project, Quarterly Report, March 2009*.
- Muhangi, Dennis. (2007). *“Private sector involvement in decentralization and community participation in Uganda,”* In Asiimwe, D and Nakanyike, M (Eds). Decentralization and Transformation of governance in Uganda. Fountain Publishers, Kampala.
- NERCORMP. (2008). *The Long Journey towards Inclusive Development: a Project Overview of NERCORMP. North Eastern Region Community Resource Management Project for Upland Areas (IFAD)*. Shillong, Meghalaya State, India.
- Philip, R.; Anton, B.; Bonjean, M.; Bromley, J.; Cox, D.; Smits, S.; Sullivan, C. A.; Niekerk, K. Van; Chonguica, E.; Monggae, F.; Nyagwambo, L.; Pule, R.; Berraondo Loepez, M. (2008): local government and integrated water resources management (iwrn) part iii: engaging in iwrn – practical steps and tools for local governments. freiburg: iclei european secretariat gmbh. url [accessed: 17.04.2014].

Putnam, R. (2000). *Bowling Alone: The Collapse and Revival of American Community*. New York, Simon & Schuster.

Ravallion, M. (2012). Evaluating anti-poverty programmes. In T. P. Schultz & J. Strauss (Eds.), Development Research Group, *World Bank and Handbook of Development Economics*, 4, Amsterdam, North-Holland

Rietbergen-McCracken, J.; Narayan, D. ; World Bank (editor) (1998): *Participation and Social Assessment: Tools and Techniques*. Washington: World Bank. Url [accessed: 10.05.2013].

Rudqvist, A. & Woodford-Berger (1996). *Evaluation and participation: Some lessons*. SIDA Studies in Evaluation 96/1: SIDA; department for Internal Audit.

Slocum, R., Wichhart, L., Rocheleau, D. and Thomas-Slayter, B. (eds) (1995). *Power, Process and Participation*. London: ITDG Publishing.

Sultana, P., & Abeyasekera, S. (2007). *Effectiveness of participatory planning for community management of fisheries in Bangladesh*. *Journal of Environmental Management*, 86 201–13

The World Bank (editor) (2010): *Participatory Monitoring and Evaluation*, in topics: Participation and civic Engagement (a). Washington D.C.: The World Bank. url [accessed: 27.05.2010].

The World Bank (editor) (2010): *Participatory Monitoring and Evaluation*, in topics: community driven development (b). Washington D.C.: The World Bank. url [accessed: 27.05.2010].

The Republic of Uganda, National Agricultural Advisory Services (NAADS) (2000). *Master document of the Task Force and Joint Donor Groups*. Ministry of Agriculture, Animal Industry and Fisheries (MAAIF). Entebbe, Uganda.

UNOPS (2006). *North Eastern Region Community Resource Management Project for Upland Areas*, Review Mission 27 November – 8 December, 2006: Aide Memoire. United Nations Office of Project Services.

UNOPS (2007). *North Eastern Region Community Resource Management Project for Upland Areas*, Review Mission 25 October – 3 November, 2007: Aide Memoire. United Nations Office of Project Services.

Uphoff, Norman (1992). "Monitoring and Evaluating Popular Participation in World Bank-Assisted Projects" in Bhatnagar, Bhuvan and Aubrey C. Williams (eds.), *Participatory Development and the World Bank: Potential Directions for Change*, World Bank Discussion Paper 183, Washington D.C.: The World Bank.

World Bank (2000). *The Community Driven Development Approach in the African Region: A vision of Poverty Reduction through empowerment*.

APPENDICES

APPENDIX 1: Questionnaire

Dear Respondent,

The attached questionnaire has been designed to be filled by members of SHGs and members of CLAs.

You have been identified as a potential person who can provide useful and reliable data that will help policy makers and implementers improve the performance of SHGs in the district. The topic is “Community Participation and Sustainability of Self Help Groups (SHGs) in Kalungu District; A Case of Lwabenge Community Development Project”.

This is purely an academic research which will be submitted in partial fulfillment of the requirement for the award of the Master’s Degree in Management Studies (Project Planning and Management) of the Uganda Management Institute.

You are kindly requested to contribute towards this research through answering the questionnaire. I will be very grateful for your honest opinion presented. The responses shall be treated with utmost confidentiality.

Thanks in advance for sparing time to respond to this questionnaire. I expect to receive it back within two weeks time from the date of receipt.

I remain yours faithfully

Lilian Kembabazi

SECTION A: Bio-data of respondents

Please fill/tick the right response appropriately:

(i) Age

- a) 18-30 years
- b) 31-40 years
- c) 41-50 years
- d) 51-60 years
- e) 61 and above years

(ii) Sex

- a) Male
- b) Female

(iii) Highest qualification attained:

- a) Primary
- b) Secondary
- c) Diploma Level
- d) Under graduate degree
- e) Post Graduate degree

(iv) For how long have you been working in?

- a) 1-10 years
- b) 11-20 years
- c) 21 -30 years
- d) 31 and above

SECTION B:

INSTRUCTIONS

For each of the statements in sections B and C, below, tick or circle the number that best indicate your level of opinion using the 5 point likert scale.

Select an option that you most agree with on each of the aspects by ticking (√) the appropriate number you most agree with. The numbers represent the following responses;

1. Strongly disagree 2. Agree, 3. Neutral, 4. Disagree, 5. Strongly disagree,

The extent to which community participation in planning affects sustainability of self-help group in Kalungu district

		1	2	3	4	5
1.	The community participated in identifying the needs for project before implementation					
2.	The project addresses needs of stakeholders					
3.	Community leaders were involved in decision making before implementation					
4.	Community participated in identification and selection of appropriate technology introduced					
5.	Community understands use of technology					
6.	Community participated in carrying out the baseline survey and sharing its findings before implementation					
7.	Community members sell their commodities at local and regional markets					
8	Community members have adequate access to micro credit					

The influence of community participation in implementation on sustainability of self help in Kalungu District

1	Beneficiaries are selected by community members					
2	Community members have three meals a day					
3	Community members are involved in carrying mobilization for activities					
4	Trainings are carried out in a participatory manner					
5	Community contribution is sought for during implementation					
6	The project shares information and gives feedback on implementation of activities					
7	Community members have small Income Generating Activities (IGAs)					

The effects of community participation in monitoring and evaluation on sustainability of self help groups in Kalungu district

1	Community participation in monitoring and evaluation leads to basic knowledge in making M&E plans					
2	Community participation in monitoring and evaluation promotes capacity of members to develop and act on M&E plans for the Self Help Groups					
3	Community participation in monitoring and Evaluation enables beneficiaries to effectively make M&E reports					
4	Community members are able to realise the importance of promoting sustainability of Self Help Group activities and resources					
5	Community participation by members of Self Help Groups has					

	promoted management and maintenance efforts towards community initiated projects					
6	The project has achieved its planned outputs /expected results					
7	Active involvement of community in monitoring and evaluation of Self Help Group activities has led to early detection and handling of would be problems					
8	Community participation in monitoring and evaluation has led to better re-planning and forecasting of better results for the SHGs					

Thank you for your cooperation

APPENDIX 2: Interview guide

Dear Respondent,

The attached interview guide has been designed to be filled by leaders of federation, Diocesan officials, Government officials and Donor representative.

You have been identified as a potential person who can provide useful and reliable data that will help policy makers and implementers improve the performance of SHGs in the district.

The topic is “Community Participation and Sustainability of Self Help Groups (SHGs) in Kalungu District; A Case of Lwabenge Community Development Project”.

This is purely an academic research which will be submitted in partial fulfillment of the requirement for the award of the Master’s Degree in Management Studies (Project Planning and Management) of the Uganda Management Institute.

You are kindly requested to contribute towards this research through answering the questions in the interview guide. I will be very grateful for your honest opinion presented. The responses shall be treated with utmost confidentiality.

Thanks in advance for sparing time to respond to this interview guide.

I remain yours faithfully

Lilian Kembabazi

The extent to which community participation in planning affects sustainability of Self-Help Group In Kalungu District

1. What do you understand by the terms; participation and sustainability?
2. In what ways do members participate in planning for the activities of Self Help Groups and how does this affect sustainability?
3. How has the project addressed the needs of stakeholders?
4. How was baseline survey conducted?
5. Were the findings of baseline survey shared with the community members before implementation? If yes how?
6. Did the project introduce any new technology in the community? If yes, give a brief description of the technology (ies) and how the community was involved during planning and its use.
7. How do members market their products and what is your comment on the available market?
8. In your own opinion, can you comment on services for micro credit for SHG members?
9. Is there a relationship between community participation in planning and sustainability of Self Help Groups in Kalungu district? Justify your answer.

The influence of community participation in implementation on sustainability of Self Help in Kalungu District.

1. In what ways have community members participated in the implementation of Self Help Group activities?
2. How are beneficiaries for the project identified?
3. How are trainings for the SHGs organized and conducted?
4. What are the main sources of income for SHG members?

5. Are you always updated on the progress for the activities implemented? If yes, how? If No why?
6. Do community members make any contribution during implementation of project activities? If yes, how?
7. How many meals do most of the community members have in a day and why?
8. Do you think members' participation in implementation has led to sustainability of self-help groups? Give reasons for your answer.
9. What are your suggestions towards community participation in monitoring and evaluation for sustainability of self help groups?

The influence of community participation in implementation on sustainability of self help in Kalungu District.

1. At management level, how has participation of members in monitoring and evaluation been done?
2. How do community members participate in making M& E plans and reports?
3. Has community participation in M&E promoted management and maintenance efforts towards community initiated projects? Give reasons for your answer?
4. What have been some of the benefits realized due to members' participation in M&E?
5. In what ways has community participation in monitoring and evaluation of Self Help Groups ensured their sustainability?
6. What challenges have been faced in promoting community participation in monitoring and evaluation of self-help groups?
7. What are your suggestions towards community participation in monitoring and evaluation for sustainability of self help groups?

Thank you for your cooperation

APPENDIX 3: Documentary Review Checklist

The researcher will look at the following documents for the last five years;

1. Strategic plan
2. Human resource manual
3. Finance and accounting manual
4. Baseline survey reports
5. Evaluation reports
6. Annual reports
7. Minutes of staff and board meetings
8. Audit reports
9. Project proposal
10. Project's financial plan

The researcher will be interested in areas of their development, recommendations, follow up, process and any concerns which addresses sustainability

PPENDIX 4: Field Research Introductory Letter



UGANDA MANAGEMENT INSTITUTE

Telephones: 256-41-4259722 /4223748 /4346620
256-31-2265138 /39 /40
256-75-2259722
Telefax: 256-41-4259581 /314
E-mail: admin@umi.ac.ug

Plot 44-52, Jinja Road
P.O. Box 20131
Kampala, Uganda
Website: <http://www.umi.ac.ug>

Your Ref:

Our Ref: G/35

12 February 2014

Ms. Lilian Kembabazi
12/MMSPPM/29/011

Dear Ms. Kembabazi,

FIELD RESEARCH

Following a successful defense of your proposal before a panel of Masters Defense Committee and the inclusion of suggested comments, I wish to recommend you to proceed for fieldwork.

Please note that the previous chapters 1, 2 and 3 will need to be continuously improved and updated as you progress in your research work.

Wishing you the best in the field.

Yours sincerely,

A handwritten signature in blue ink, appearing to read 'Stella Kyohairwe', is written over a horizontal line.

Stella Kyohairwe (PhD)
AG.HEAD, POLITICAL AND ADMINISTRATIVE SCIENCE

DIX 5: Acceptance Letter

LWABENGE COMMUNITY DEVELOPMENT PROJECT

WEST MASAKA DIOCESE

TO WHOM IT MAY CONCERN

KEMBABAZI LILIAN


This is to certify that the above mentioned person has been accepted to collect data to enable her accomplish her masters degree course (Masters in Management studies majoring in Project Planning and Management) at Uganda Management Institute. Her topic is Community participation and sustainability of Self Help Groups (SHGs); a case of Lwabenge Community Development Project in Kalungu District, Uganda.

She seeks to interact with district and Diocesan leaders, members of; Federation, Cluster Level Association (CLA) and SHGs in order to collect relevant data for her research topic.

Any assistance accorded to her is highly appreciated.

Yours Faithfully

Mugga Fredrick



Mugga Fredrick 0757592529

For Project Coordinator

APPENDIX 6: Map of Kalungu District Showing Location of Self Help Groups

